Silicon Power Rectifier
S/R204 Series

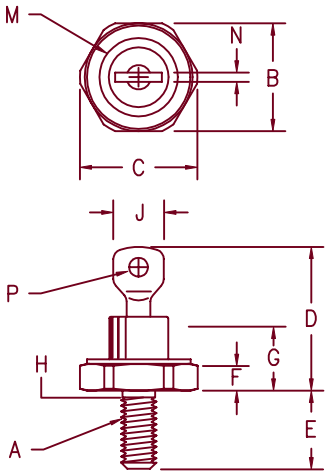

Notes:
1. 10–32 UNF3A
2. Full threads within 2 1/2 threads
3. Standard Polarity: Stud is Cathode
   Reverse Polarity: Stud is Anode

Dim.	Inches Minimum	Inches Maximum	Millimeter Minimum	Millimeter Maximum	Notes
A	---	---	---	---	1
B	.424	.437	10.77	11.10	
C	---	.505	---	12.82	
D	.600	.800	15.24	20.32	
E	.422	.453	10.72	11.50	
F	.075	.175	1.91	4.44	
G	---	.405	---	10.29	
H	.163	.189	4.15	4.80	2
J	---	.310	---	7.87	
M	---	.350	---	8.89	Dia
N	.020	.065	.510	1.65	
P	.070	.100	1.78	2.54	Dia

DO203AA (DO4)

Microsemi Catalog Number	JEDEC Numbers	Peak Reverse Voltage
Standard	1N1199, 1N1199A, 1N1199B	50V
*S20410	1N1200, 1N1200A, 1N1200B	100V
	1N1201, 1N1201A, 1N1201B	150V
*S20420	1N1124,A, 1N1202, 1N1202A, 1N1202B	200V
	1N1125,A, 1N1203, 1N1203A, 1N1203B	300V
*S20440	1N1126,A, 1N1204, 1N1204A, 1N1204B	400V
	1N1127,A, 1N1205, 1N1205A, 1N1205B	500V
*S20460	1N1128,A, 1N1206, 1N1206A, 1N1206B	600V
*S20480		800V
*S204100		1000V
*S204120		1200V

*Change S to R in part number for Reverse Polarity
For JEDEC numbers add R to part number for Reverse Polarity NOTE: The Reverse Polarity For the A & B versions may be listed as RA or RB instead of AR or BR

- Glass Passivated Die
- Low Forward Voltage
- 250A Surge Rating
- Glass to metal seal construction
- V_{RRM} to 1200V

Electrical Characteristics

Average forward current	$I_{F(AV)}$ 12 Amps	T_C = 170°C, half sine wave, $R_{\theta JC}$ = 2.5°C/W
Maximum surge current	I_{FSM} 250 Amps	8.3ms, half sine, T_J = 200°C
Max I^2t for fusing	I^2t 260 A^2s	
Max peak forward voltage	V_{FM} 1.2 Volts	I_{FM} = 30A: T_J = 25°C *
Max peak reverse current	I_{RM} 10 μA	V_{RRM}, T_J = 25°C
Max peak reverse current	I_{RM} 1.0 mA	V_{RRM}, T_J = 150°C*
Max Recommended Operating Frequency	10kHz	

*Pulse test: Pulse width 300 μsec. Duty cycle 2%

Thermal and Mechanical Characteristics

Storage temperature range	T_{STG}	–65°C to 200°C
Operating junction temp range	T_J	–65°C to 200°C
Maximum thermal resistance	$R_{\theta JC}$	2.5°C/W Junction to Case
Mounting torque		25–30 inch pounds
Weight		.16 ounces (5.0 grams) typical

7–24–03 Rev. 2

COLORADO Microsemi
800 Hoyt Street
Broomfield, CO. 80020
PH: (303) 469–2161
FAX: (303) 466–3775
www.microsemi.com

S/R204

Figure 1
Typical Forward Characteristics

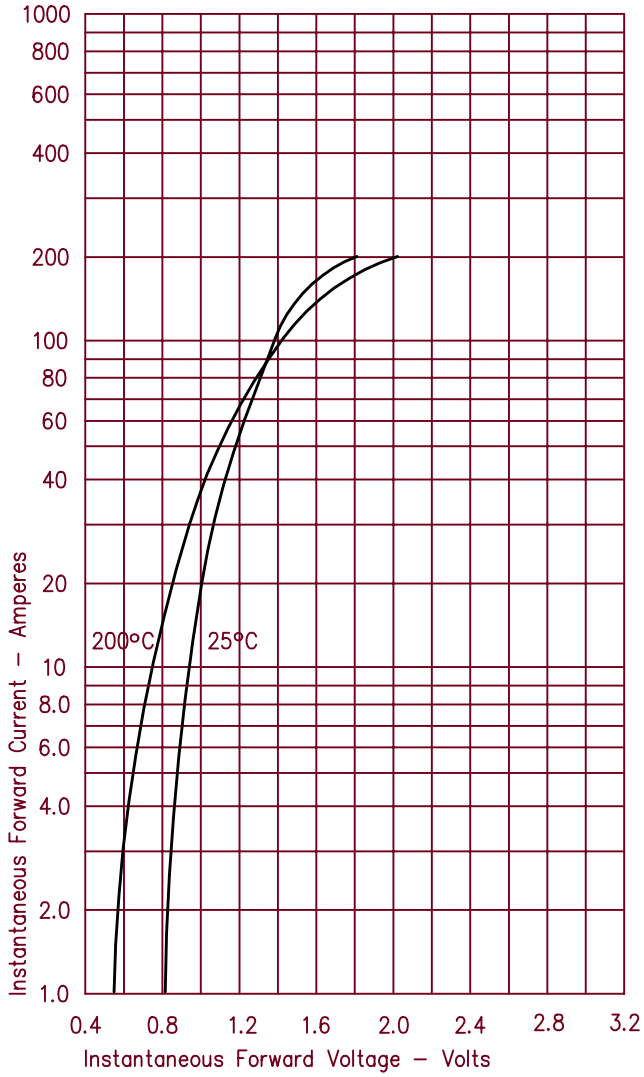

Figure 3
Forward Current Derating

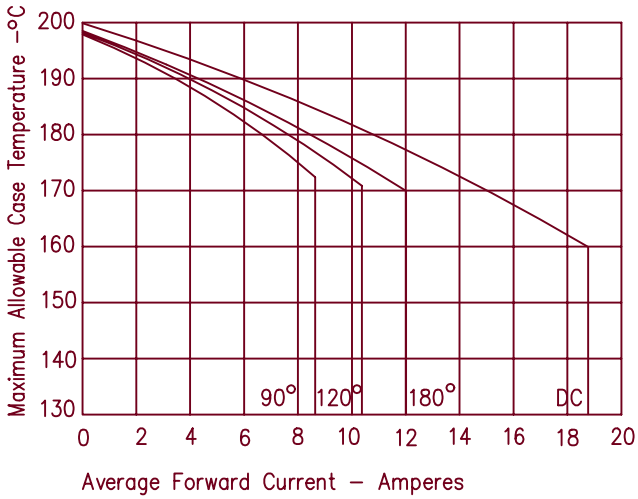

Figure 4
Maximum Forward Power Dissipation

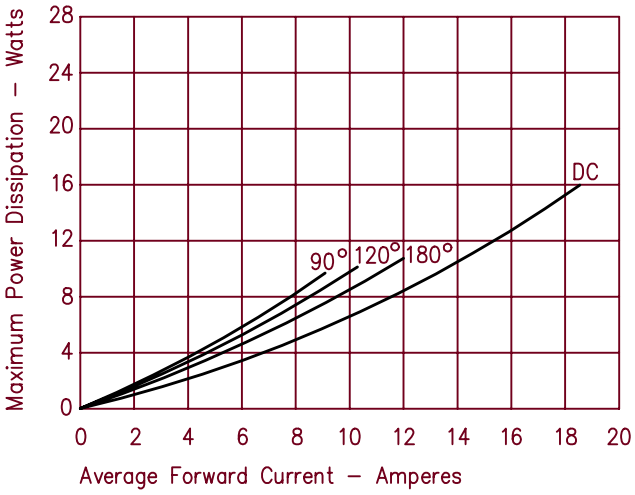

Figure 2
Typical Reverse Characteristics

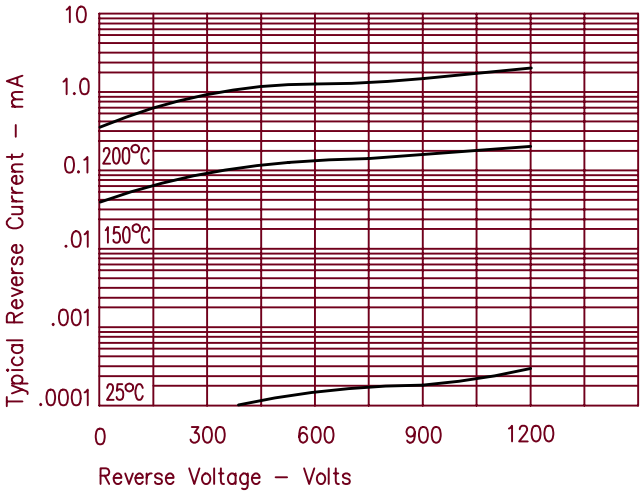

Figure 5
Transient Thermal Impedance

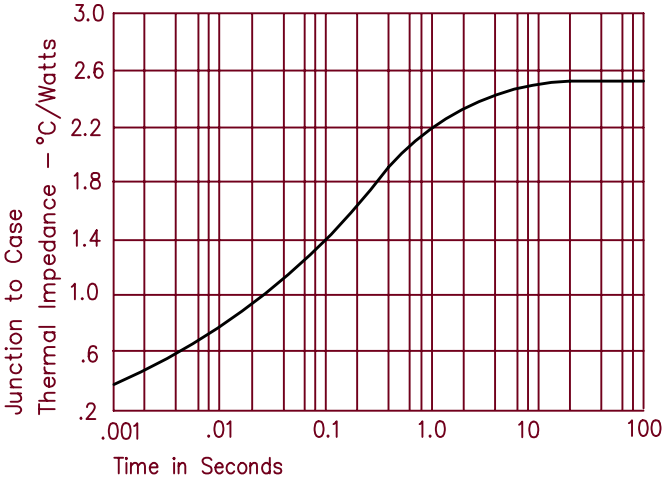

WWW.ALLDATASHEET.COM

Copyright © Each Manufacturing Company.

All Datasheets cannot be modified without permission.

This datasheet has been download from :

www.AllDataSheet.com

100% Free DataSheet Search Site.

Free Download.

No Register.

Fast Search System.

www.AllDataSheet.com

НИОКР СИСТЕМС

ООО «НИОКРсистемс» - это оперативные поставки широкого спектра электронных компонентов отечественного и импортного производства напрямую от производителей и с крупнейших мировых складов. Реализуемая нашей компанией продукция насчитывает более полумиллиона наименований.

Благодаря этому наша компания предлагает к поставке практически не ограниченный ассортимент компонентов как оптовыми, мелкооптовыми партиями, так и в розницу.

Благодаря развитой сети поставщиков, помогаем в поиске и приобретении экзотичных или снятых с производства компонентов.

Наша компания это:

- Гарантия качества поставляемой продукции
- Широкий ассортимент
- Минимальные сроки поставок
- Техническая поддержка
- Подбор комплектации
- Индивидуальный подход
- Гибкое ценообразование
- Работаем по 275 ФЗ

ООО «НИОКР СИТЕМС»
Москва, 125362, Россия, ул. Вишневая, д. 9, к. 1, Блок 104 а и 104 в

Телефон: 8 (495) 268-14-82
Email: n@nsistems.ru

ИНН: 7735154786
ОГРН: 1167746717709