FAIRCHILD SEMICONDUCTOR®

February 2009

2N5484/5485/5486 MMBF5484/5485/5486



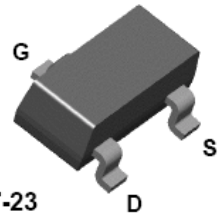

SOT-23
Mark: 6B / 6M / 6H

NOTE: Source & Drain are interchangeable

N-Channel RF Amplifier

This device is designed primarily for electronic switching applications such as low On Resistance analog switching. Sourced from Process 50.

Absolute Maximum Ratings*

TA = 25°C unless otherwise noted

Symbol	Parameter	Value	Units
V_{DG}	Drain-Gate Voltage	25	V
V_{GS}	Gate-Source Voltage	- 25	V
I_{GF}	Forward Gate Current	10	mA
T_J , T_{stg}	Operating and Storage Junction Temperature Range	-55 to +150	°C

*These ratings are limiting values above which the serviceability of any semiconductor device may be impaired.

NOTES:
1) These ratings are based on a maximum junction temperature of 150 degrees C.
2) These are steady state limits. The factory should be consulted on applications involving pulsed or low duty cycle operations.

Thermal Characteristics

TA = 25°C unless otherwise noted

Symbol	Characteristic	Max		Units
		2N5484-5486	*MMBF5484-5486	
P_D	Total Device Dissipation Derate above 25°C	350 2.8	225 1.8	mW mW/°C
$R_{\theta JC}$	Thermal Resistance, Junction to Case	125		°C/W
$R_{\theta JA}$	Thermal Resistance, Junction to Ambient	357	556	°C/W

*Device mounted on FR-4 PCB 1.6" X 1.6" X 0.06."

© 2007 Fairchild Semiconductor Corporation

Electrical Characteristics

TA = 25°C unless otherwise noted

Symbol	Parameter	Test Conditions	Min	Typ	Max	Units
OFF CHARACTERISTICS						
$V_{(BR)GSS}$	Gate-Source Breakdown Voltage	I_G = - 1.0 µA, V_{DS} = 0	- 25			V
I_{GSS}	Gate Reverse Current	V_{GS} = - 20 V, V_{DS} = 0			- 1.0	nA
		V_{GS}= - 20 V, V_{DS}= 0, T_A= 100°C			- 0.2	µA
$V_{GS(off)}$	Gate-Source Cutoff Voltage	V_{DS} = 15 V, I_D = 10 nA **5484**	- 0.3		- 3.0	V
		5485	- 0.5		- 4.0	V
		5486	- 2.0		- 6.0	V
ON CHARACTERISTICS						
I_{DSS}	Zero-Gate Voltage Drain Current*	V_{DS} = 15 V, V_{GS} = 0 **5484**	1.0		5.0	mA
		5485	4.0		10	mA
		5486	8.0		20	mA
SMALL SIGNAL CHARACTERISTICS						
g_{fs}	Forward Transfer Conductance	V_{DS} = 15 V, V_{GS} = 0, f = 1.0 kHz				
		5484	3000		6000	µmhos
		5485	3500		7000	µmhos
		5486	4000		8000	µmhos
$Re(y_{is})$	Input Conductance	V_{DS} = 15 V, V_{GS} = 0, f = 100 MHz **5484**			100	µmhos
		V_{DS} = 15 V, V_{GS} = 0, f = 400 MHz **5485 / 5486**			1000	µmhos
g_{os}	Output Conductance	V_{DS} = 15 V, V_{GS} = 0, f = 1.0 kHz				
		5484			50	µmhos
		5485			60	µmhos
		5486			75	µmhos
$Re(y_{os})$	Output Conductance	V_{DS} = 15 V, V_{GS} = 0, f = 100 MHz **5484**			75	µmhos
		V_{DS} = 15 V, V_{GS} = 0, f = 400 MHz **5485 / 5486**			100	µmhos
$Re(y_{fs})$	Forward Transconductance	V_{DS} = 15 V, V_{GS} = 0, f = 100 MHz **5484**	2500			µmhos
		V_{DS} = 15 V, V_{GS} = 0, f = 400 MHz **5485**	3000			µmhos
		5486	3500			µmhos
C_{iss}	Input Capacitance	V_{DS} = 15 V, V_{GS} = 0, f = 1.0 MHz			5.0	pF
C_{rss}	Reverse Transfer Capacitance	V_{DS} = 15 V, V_{GS} = 0, f = 1.0 MHz			1.0	pF
C_{oss}	Output Capacitance	V_{DS} = 15 V, V_{GS} = 0, f = 1.0 MHz			2.0	pF
NF	Noise Figure	V_{DS}= 15 V, R_G = 1.0 kΩ, f = 100 MHz **5484**			3.0	dB
		V_{DS}= 15 V, R_G = 1.0 kΩ, f = 400 MHz **5484**		4.0		dB
		V_{DS}= 15 V , R_G = 1.0 kΩ, f = 100 MHz **5485 / 5486**			2.0	dB
		V_{DS}= 15 V, R_G = 1.0 kΩ, f = 400 MHz **5485 / 5486**			4.0	dB

© 2007 Fairchild Semiconductor Corporation

Typical Characteristics

Transfer Characteristics

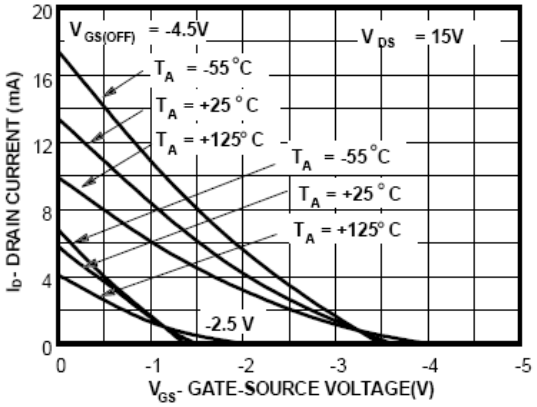

Channel Resistance vs Temperature

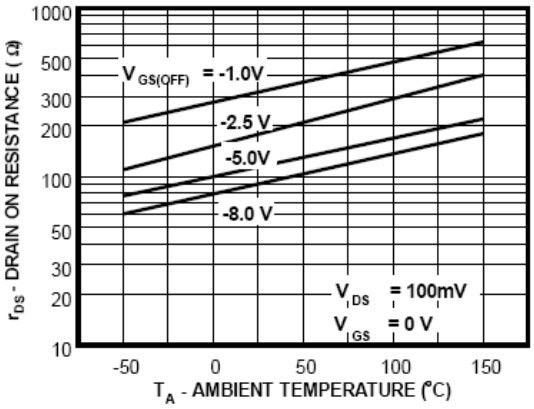

Transconductance Characteristics

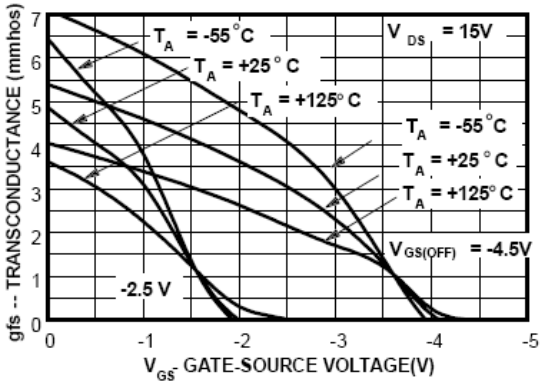

Common Drain-Source Characteristics

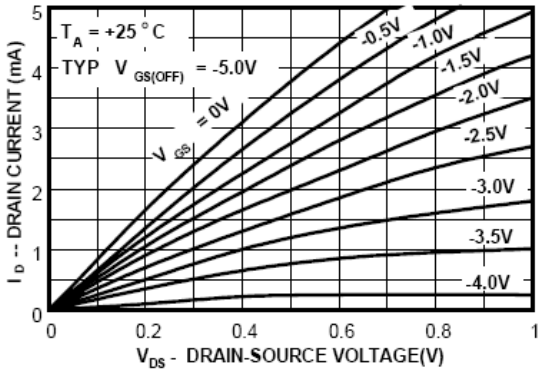

Output Conductance vs Drain Current

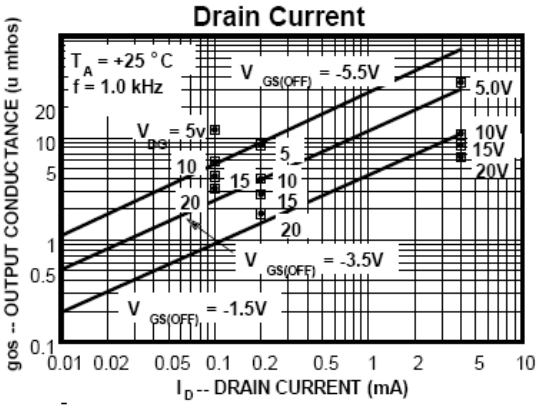

Transconductance Parameter Interactions

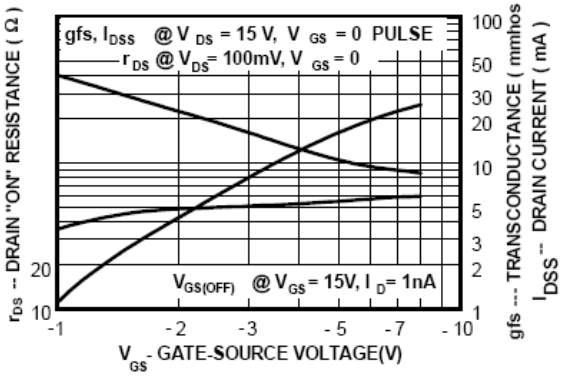

© 2007 Fairchild Semiconductor Corporation

Typical Characteristics (continued)

Transconductance vs Drain Current

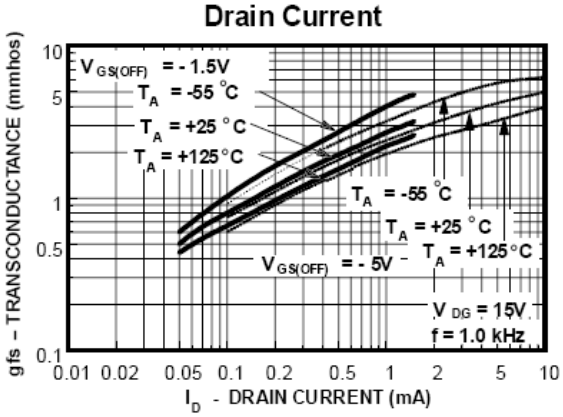

Noise Voltage vs Frequency

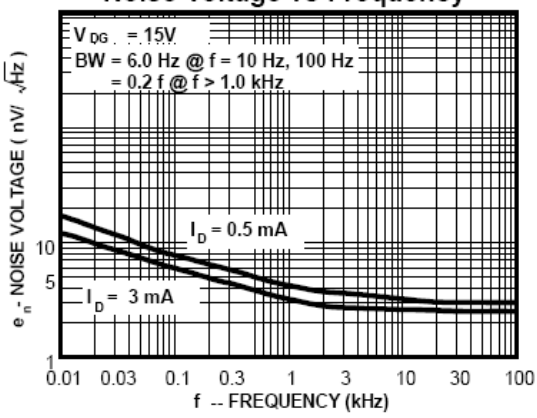

Capacitance vs Voltage

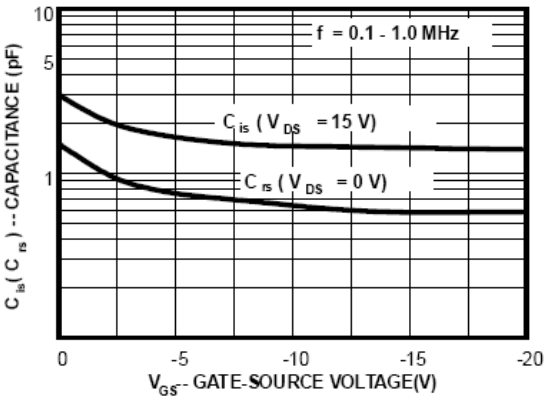

Noise Figure Frequency

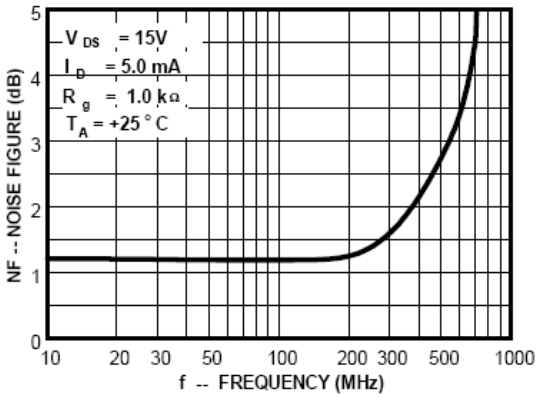

Power Dissipation vs. Ambient Temperature

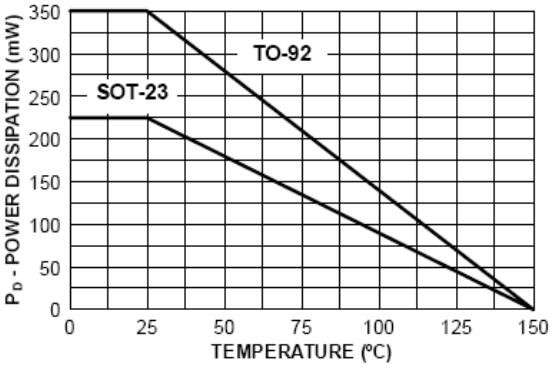

Common Source Characteristics

Input Admittance

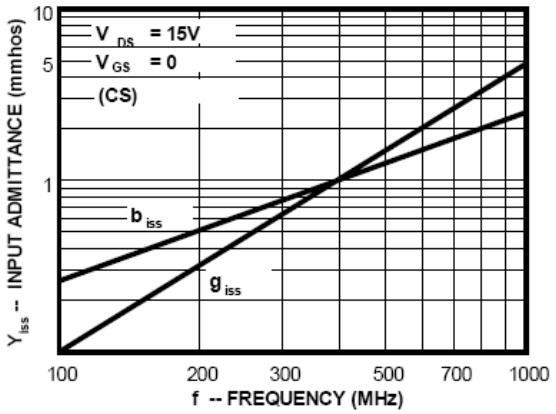

Output Admittance

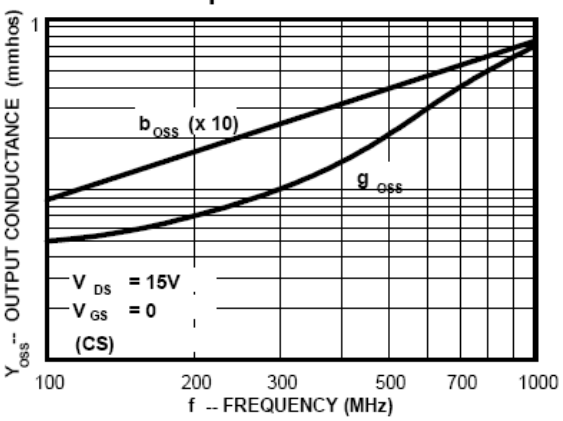

Forward Transadmittance

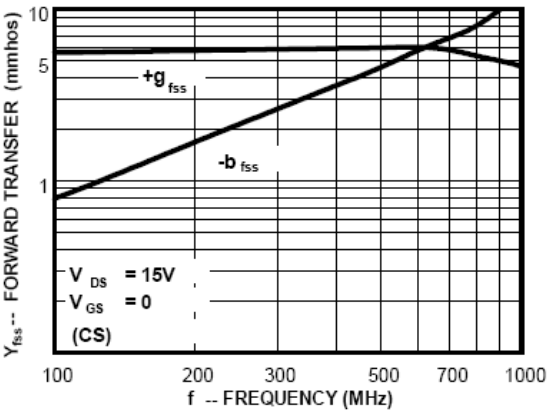

Reverse Transadmittance

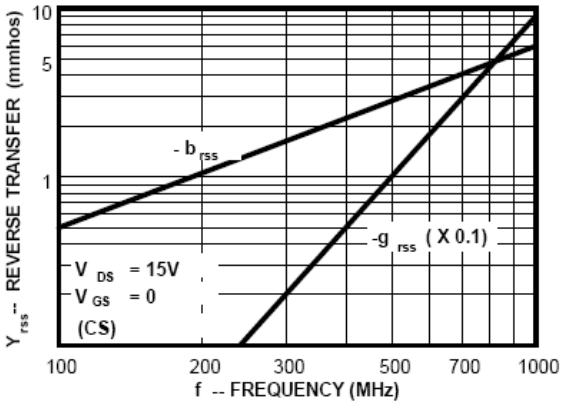

© 2007 Fairchild Semiconductor Corporation

Common Gate Characteristics

Input Admittance

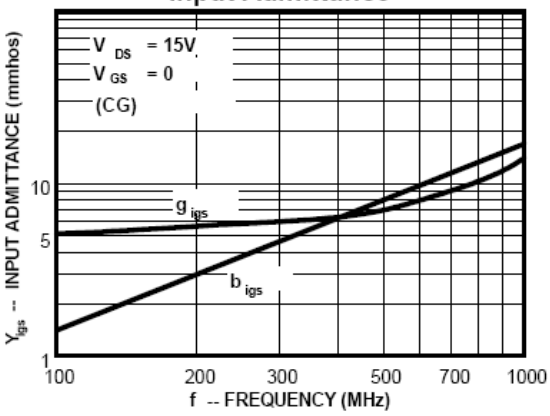

Output Admittance

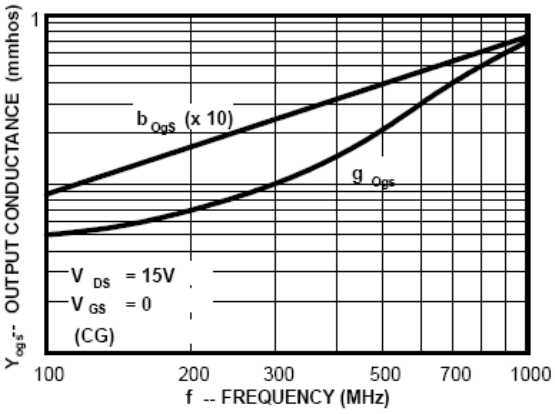

Forward Transadmittance

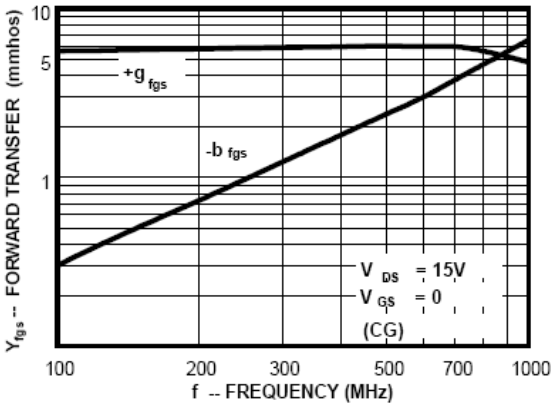

Reverse Transadmittance

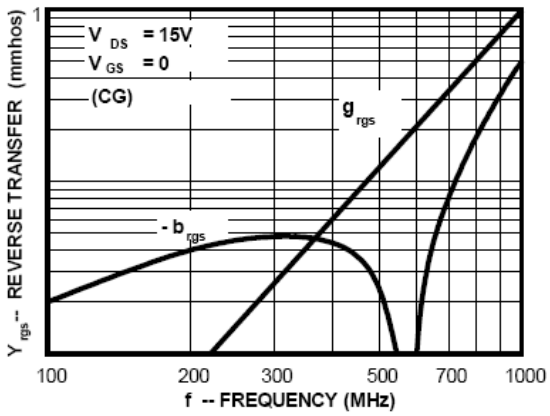

© 2007 Fairchild Semiconductor Corporation

FAIRCHILD SEMICONDUCTOR®

TRADEMARKS

The following are registered and unregistered trademarks and service marks Fairchild Semiconductor owns or is authorized to use and is not intended to be an exhaustive list of all such trademarks.

ACEx®
Build it Now™
CorePLUS™
CROSSVOLT™
CTL™
Current Transfer Logic™
EcoSPARK®
Fairchild®
Fairchild Semiconductor®
FACT Quiet Series™
FACT®
FAST®
FastvCore™
FPS™
FRFET®
Global Power Resource℠
Green FPS™
Green FPS™ e-Series™
GTO™
i-Lo™
IntelliMAX™
ISOPLANAR™
MegaBuck™
MICROCOUPLER™
MicroFET™
MicroPak™
MillerDrive™
Motion-SPM™
OPTOLOGIC®
OPTOPLANAR®
PDP-SPM™
Power220®
Power247®
POWEREDGE®
Power-SPM™
PowerTrench®
Programmable Active Droop™
QFET®
QS™
QT Optoelectronics™
Quiet Series™
RapidConfigure™
SMART START™
SPM®
STEALTH™
SuperFET™
SuperSOT™-3
SuperSOT™-6
SuperSOT™-8
SyncFET™
The Power Franchise®
TinyBoost™
TinyBuck™
TinyLogic®
TINYOPTO™
TinyPower™
TinyPWM™
TinyWire™
µSerDes™
UHC®
UniFET™
VCX™

DISCLAIMER

FAIRCHILD SEMICONDUCTOR RESERVES THE RIGHT TO MAKE CHANGES WITHOUT FURTHER NOTICE TO ANY PRODUCTS HEREIN TO IMPROVE RELIABILITY, FUNCTION, OR DESIGN. FAIRCHILD DOES NOT ASSUME ANY LIABILITY ARISING OUT OF THE APPLICATION OR USE OF ANY PRODUCT OR CIRCUIT DESCRIBED HEREIN; NEITHER DOES IT CONVEY ANY LICENSE UNDER ITS PATENT RIGHTS, NOR THE RIGHTS OF OTHERS. THESE SPECIFICATIONS DO NOT EXPAND THE TERMS OF FAIRCHILD'S WORLDWIDE TERMS AND CONDITIONS, SPECIFICALLY THE WARRANTY THEREIN, WHICH COVERS THESE PRODUCTS.

LIFE SUPPORT POLICY

FAIRCHILD'S PRODUCTS ARE NOT AUTHORIZED FOR USE AS CRITICAL COMPONENTS IN LIFE SUPPORT DEVICES OR SYSTEMS WITHOUT THE EXPRESS WRITTEN APPROVAL OF FAIRCHILD SEMICONDUCTOR CORPORATION.

As used herein:

1. Life support devices or systems are devices or systems which, (a) are intended for surgical implant into the body, or (b) support or sustain life, and (c) whose failure to perform when properly used in accordance with instructions for use provided in the labeling, can be reasonably expected to result in significant injury to the user.
2. A critical component is any component of a life support device or system whose failure to perform can be reasonably expected to cause the failure of the life support device or system, or to affect its safety or effectiveness.

PRODUCT STATUS DEFINITIONS

Definition of Terms

Datasheet Identification	Product Status	Definition
Advance Information	Formative or In Design	This datasheet contains the design specifications for product development. Specifications may change in any manner without notice.
Preliminary	First Production	This datasheet contains preliminary data; supplementary data will be published at a later date. Fairchild Semiconductor reserves the right to make changes at any time without notice to improve design.
No Identification Needed	Full Production	This datasheet contains final specifications. Fairchild Semiconductor reserves the right to make changes at any time without notice to improve design.
Obsolete	Not In Production	This datasheet contains specifications on a product that has been discontinued by Fairchild semiconductor. The datasheet is printed for reference information only.

Rev. I31

© 2007 Fairchild Semiconductor Corporation

НИОКР СИСТЕМС

ООО «НИОКРсистемс» - это оперативные поставки широкого спектра электронных компонентов отечественного и импортного производства напрямую от производителей и с крупнейших мировых складов. Реализуемая нашей компанией продукция насчитывает более полумиллиона наименований.

Благодаря этому наша компания предлагает к поставке практически не ограниченный ассортимент компонентов как оптовыми, мелкооптовыми партиями, так и в розницу.

Благодаря развитой сети поставщиков, помогаем в поиске и приобретении экзотичных или снятых с производства компонентов.

Наша компания это:

- Гарантия качества поставляемой продукции
- Широкий ассортимент
- Минимальные сроки поставок
- Техническая поддержка
- Подбор комплектации
- Индивидуальный подход
- Гибкое ценообразование
- Работаем по 275 ФЗ

ООО «НИОКР СИТЕМС»
Москва, 125362, Россия, ул. Вишневая, д. 9, к. 1, Блок 104 а и 104 в

Телефон: 8 (495) 268-14-82
Email: n@nsistems.ru

ИНН: 7735154786
ОГРН: 1167746717709