NPN Silicon Digital Transistor



- Switching circuit, inverter, interface circuit driver circuit
- Built in bias resistor (R_1=47 kΩ, R_2=47 kΩ)
- BCR148S: Two internally isolated transistors with good matching in one multichip package
- BCR148S: For orientation in reel see package information below
- Pb-free (RoHS compliant) package [1)]
- Qualified according AEC Q101

BCR148/F
BCR148W

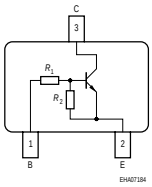

BCR148S

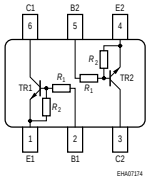

Type	Marking	Pin Configuration						Package
BCR148	WEs	1=B	2=E	3=C	-	-	-	SOT23
BCR148F	WEs	1=B	2=E	3=C	-	-	-	TSFP-3
BCR148S	WEs	1=E1	2=B1	3=C2	4=E2	5=B2	6=C1	SOT363
BCR148W	WEs	1=B	2=E	3=C	-	-	-	SOT323

[1]Pb-containing package may be available upon special request

Maximum Ratings

Parameter	Symbol	Value	Unit
Collector-emitter voltage	V_{CEO}	50	V
Collector-base voltage	V_{CBO}	50	
Input forward voltage	$V_{i(fwd)}$	80	
Input reverse voltage	$V_{i(rev)}$	10	
Collector current	I_C	100	mA
Total power dissipation-	P_{tot}		mW
BCR148, $T_S \leq 102°C$		200	
BCR148F, $T_S \leq 128°C$		250	
BCR148S, $T_S \leq 115°C$		250	
BCR148W, $T_S \leq 124°C$		250	
Junction temperature	T_j	150	°C
Storage temperature	T_{stg}	-65 ... 150	

Thermal Resistance

Parameter	Symbol	Value	Unit
Junction - soldering point[1)]	R_{thJS}		K/W
BCR148		≤ 240	
BCR148F		≤ 90	
BCR148S		≤ 140	
BCR148W		≤ 105	

[1]For calculation of R_{thJA} please refer to Application Note Thermal Resistance

Electrical Characteristics at T_A = 25°C, unless otherwise specified

Parameter	Symbol	Values			Unit
		min.	typ.	max.	
DC Characteristics					
Collector-emitter breakdown voltage I_C = 100 µA, I_B = 0	$V_{(BR)CEO}$	50	-	-	V
Collector-base breakdown voltage I_C = 10 µA, I_E = 0	$V_{(BR)CBO}$	50	-	-	
Collector-base cutoff current V_{CB} = 40 V, I_E = 0	I_{CBO}	-	-	100	nA
Emitter-base cutoff current V_{EB} = 10 V, I_C = 0	I_{EBO}	-	-	164	µA
DC current gain[1)] I_C = 5 mA, V_{CE} = 5 V	h_{FE}	70	-	-	-
Collector-emitter saturation voltage[1)] I_C = 10 mA, I_B = 0.5 mA	V_{CEsat}	-	-	0.3	V
Input off voltage I_C = 100 µA, V_{CE} = 5 V	$V_{i(off)}$	0.8	-	1.5	
Input on voltage I_C = 2 mA, V_{CE} = 0.3 V	$V_{i(on)}$	1	-	3	
Input resistor	R_1	32	47	62	kΩ
Resistor ratio	R_1/R_2	0.9	1	1.1	-
AC Characteristics					
Transition frequency I_C = 10 mA, V_{CE} = 5 V, f = 100 MHz	f_T	-	100	-	MHz
Collector-base capacitance V_{CB} = 10 V, f = 1 MHz	C_{cb}	-	3	-	pF

[1]Pulse test: t < 300µs; D < 2%

DC current gain h_{FE} = $f(I_C)$

V_{CE} = 5V (common emitter configuration)

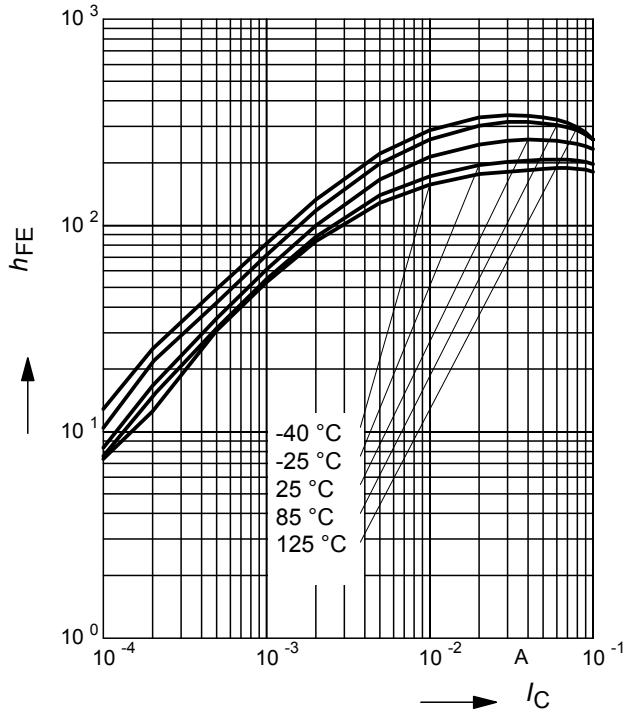

Collector-emitter saturation voltage

V_{CEsat} = $f(I_C)$, I_C/I_B = 20

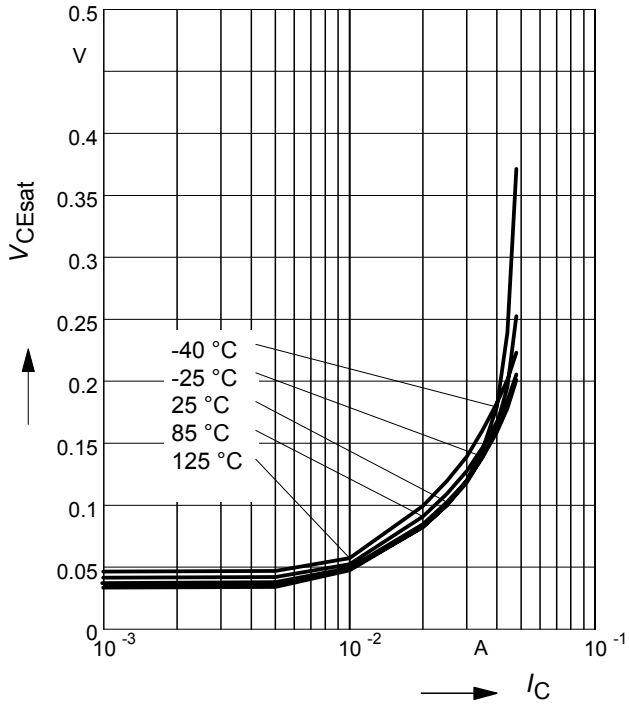

Input on Voltage $V_{i(on)}$ = $f(I_C)$

V_{CE} = 0.3V (common emitter configuration)

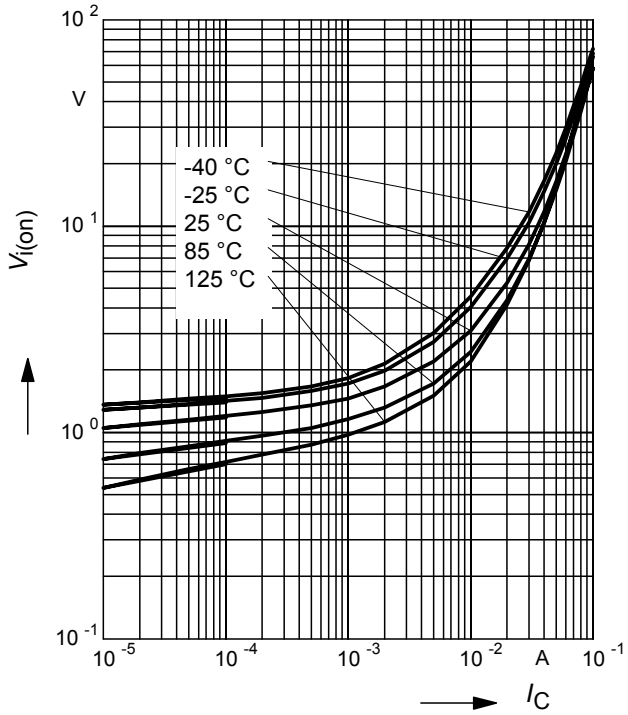

Input off voltage $V_{i(off)}$ = $f(I_C)$

V_{CE} = 5V (common emitter configuration)

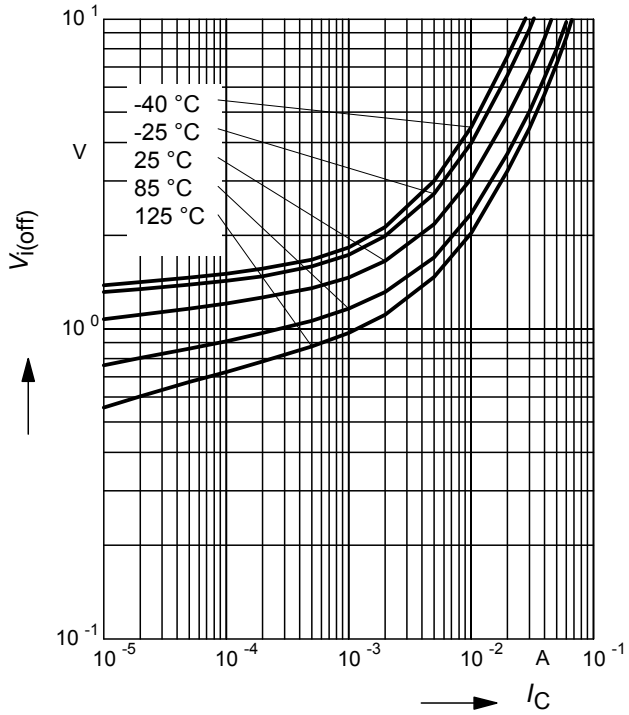

Total power dissipation $P_{tot} = f(T_S)$
BCR148

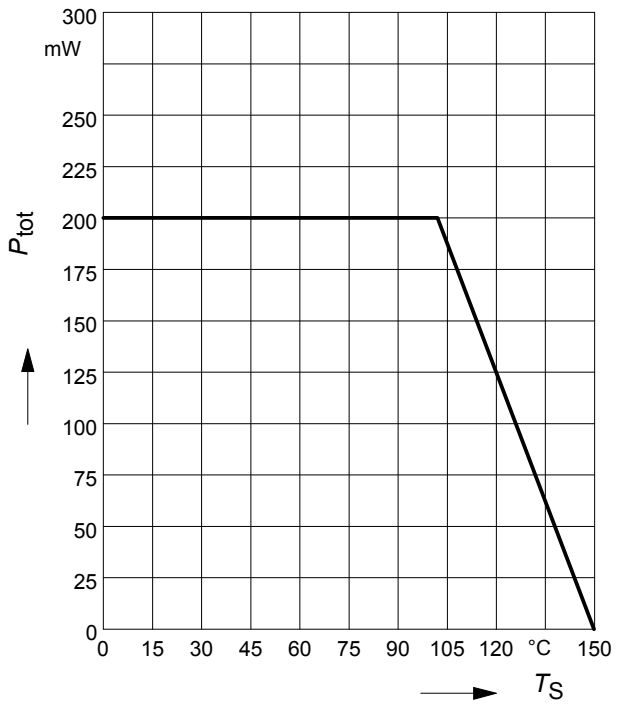

Total power dissipation $P_{tot} = f(T_S)$
BCR148F

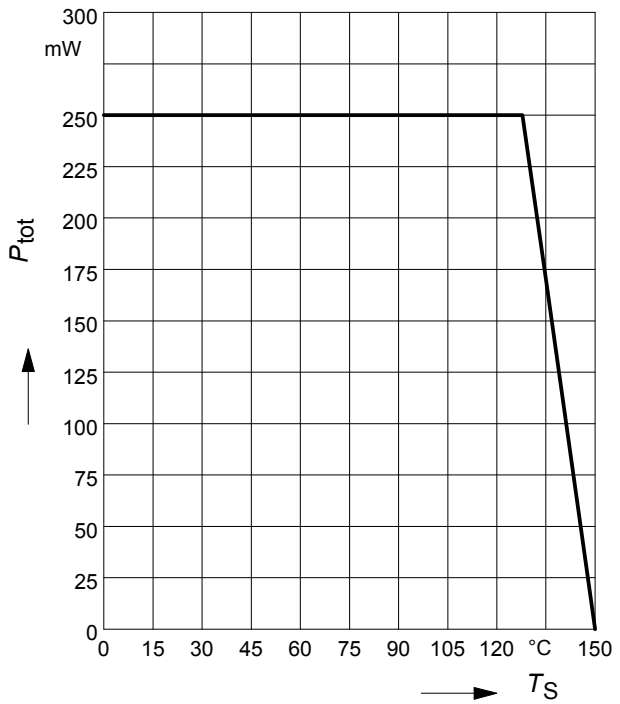

Total power dissipation $P_{tot} = f(T_S)$
BCR148S

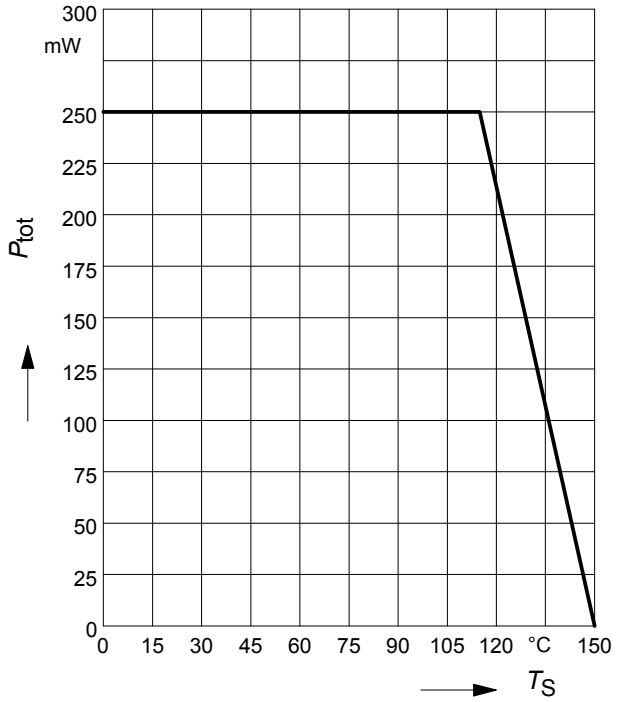

Total power dissipation $P_{tot} = f(T_S)$
BCR148W

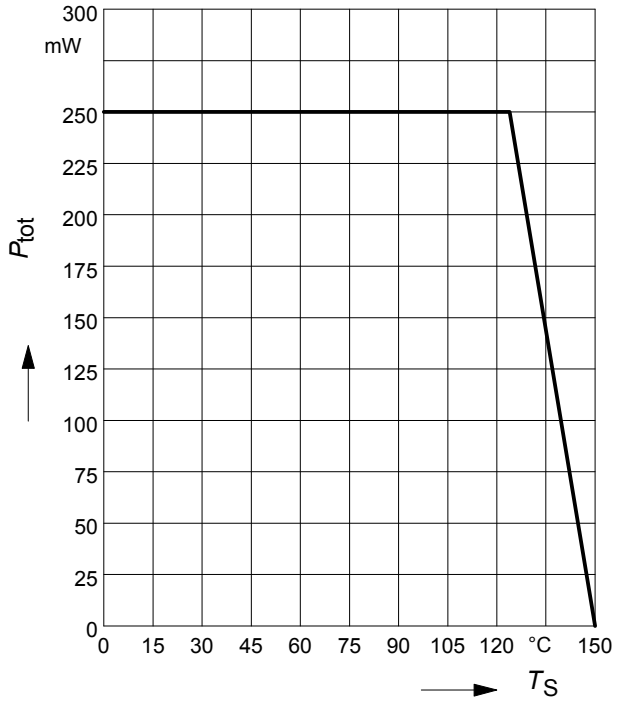

Permissible Pulse Load $R_{thJS} = f(t_p)$

BCR148

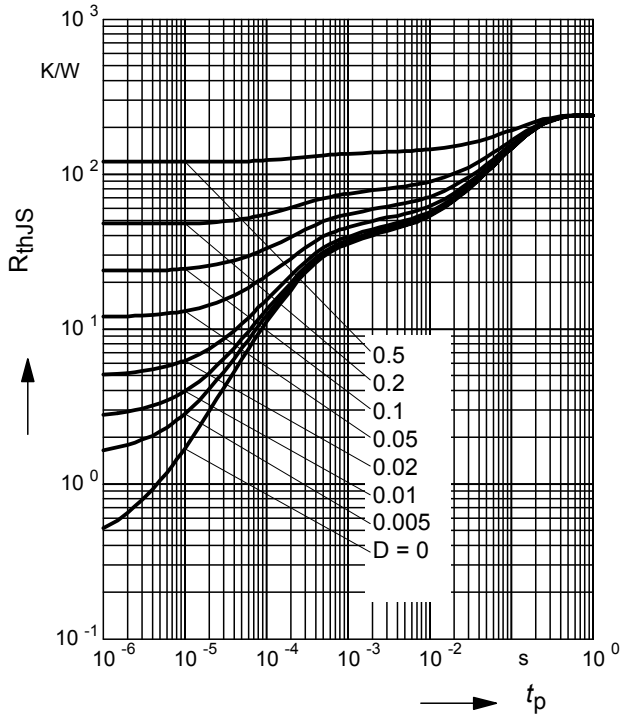

Permissible Pulse Load

$P_{totmax}/P_{totDC} = f(t_p)$

BCR148

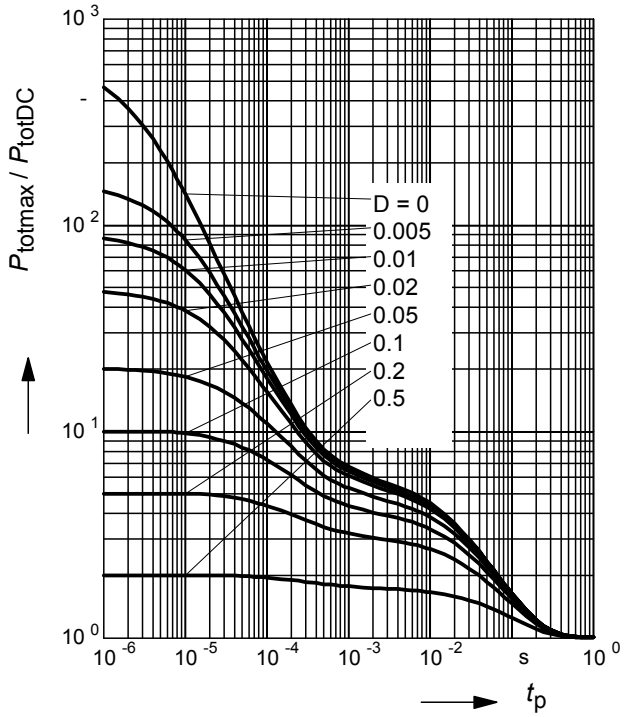

Permissible Puls Load $R_{thJS} = f(t_p)$

BCR148F

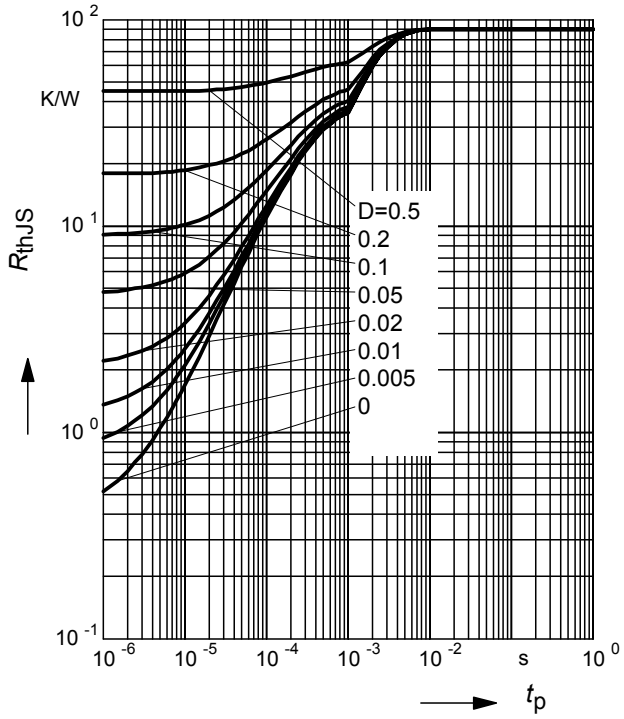

Permissible Pulse Load

$P_{totmax}/P_{totDC} = f(t_p)$

BCR148F

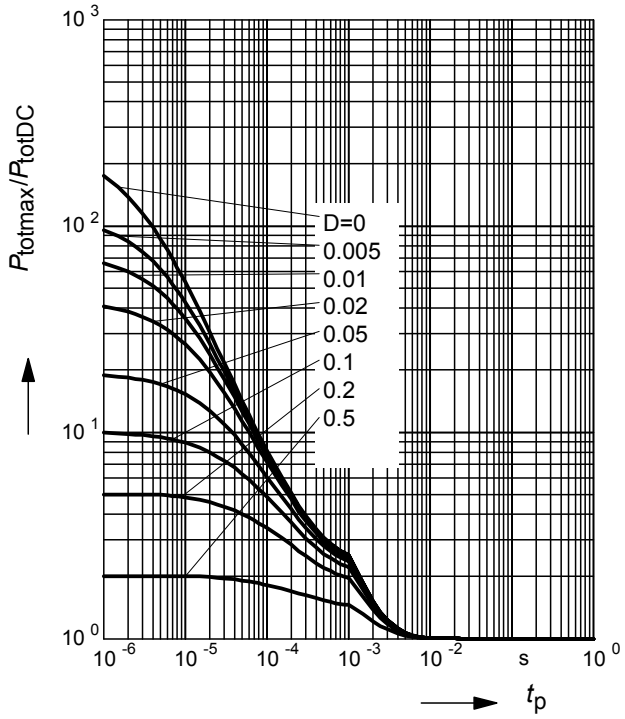

Permissible Puls Load $R_{thJS} = f(t_p)$

BCR148S

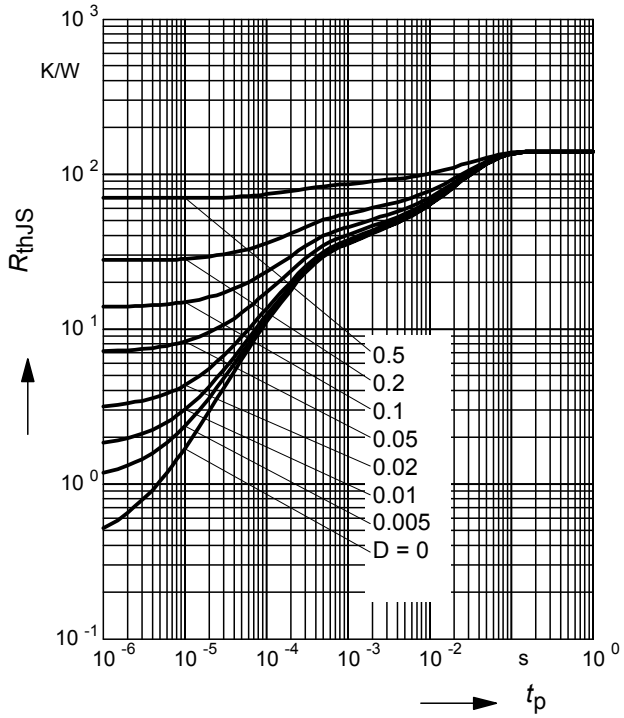

Permissible Pulse Load

$P_{totmax}/P_{totDC} = f(t_p)$

BCR148S

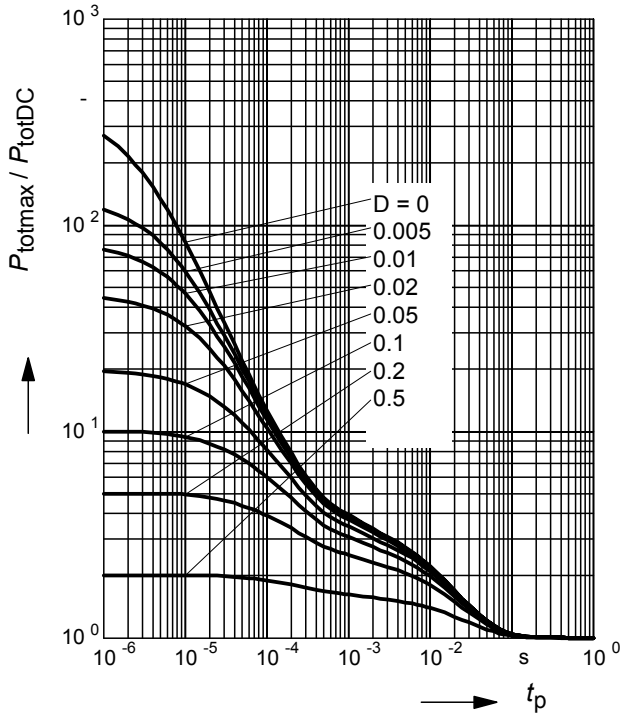

Permissible Puls Load $R_{thJS} = f(t_p)$

BCR148W

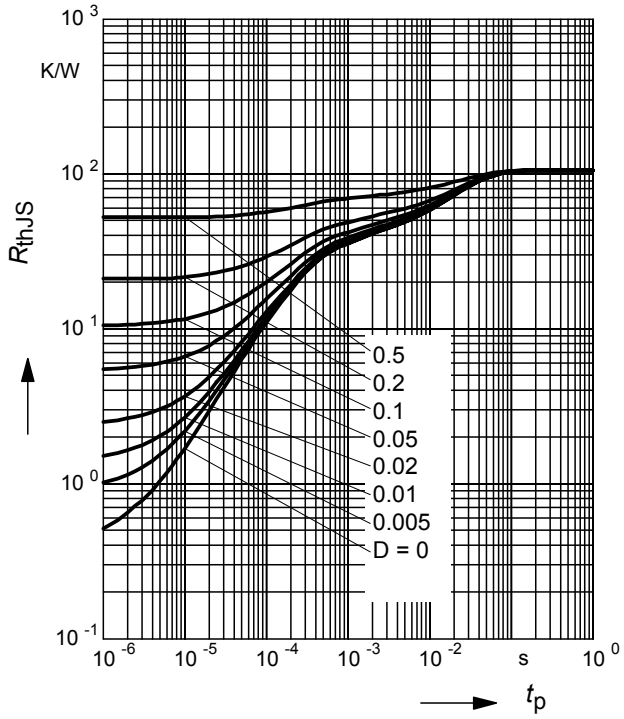

Permissible Pulse Load

$P_{totmax}/P_{totDC} = f(t_p)$

BCR148W

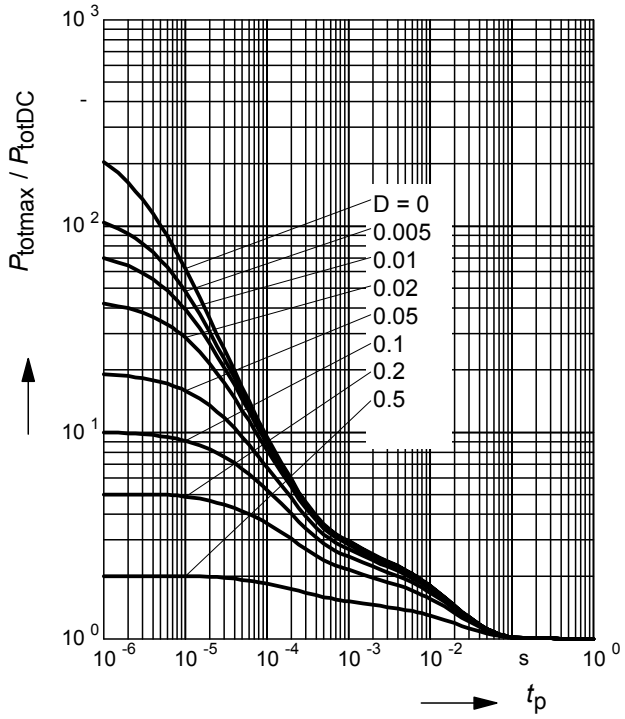

Package Outline

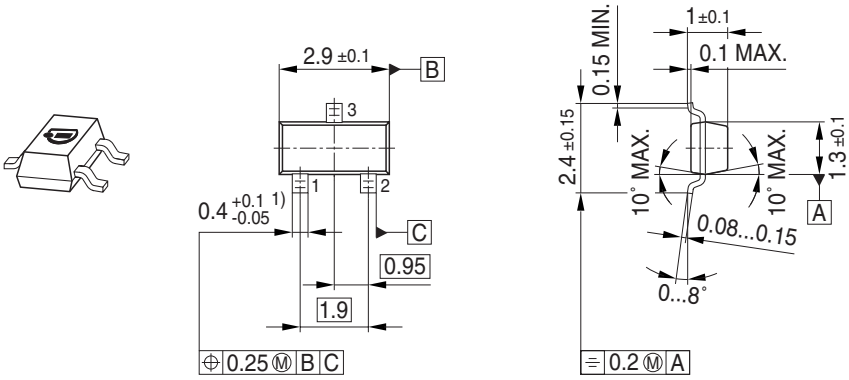

1) Lead width can be 0.6 max. in dambar area

Foot Print

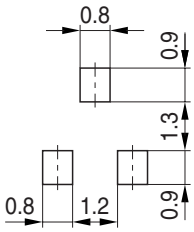

Marking Layout (Example)

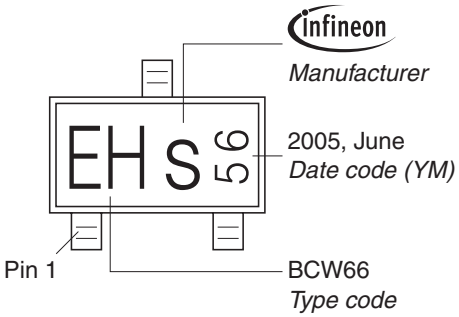

Standard Packing

Reel ø180 mm = 3.000 Pieces/Reel
Reel ø330 mm = 10.000 Pieces/Reel

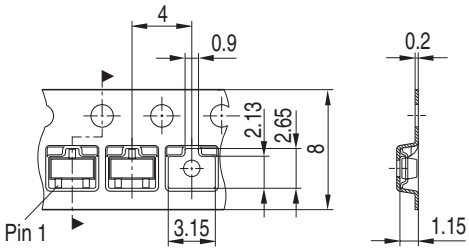

Package Outline

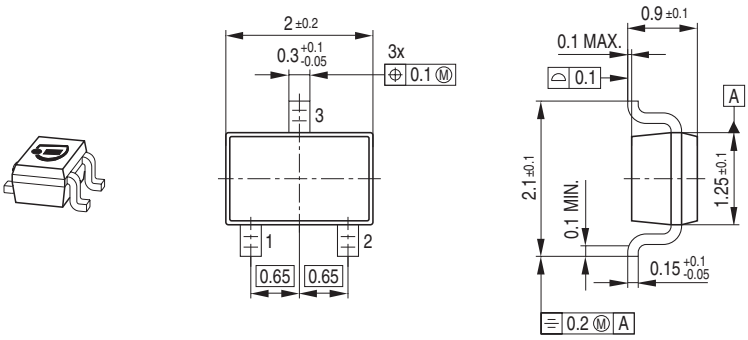

Foot Print

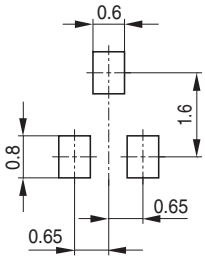

Marking Layout (Example)

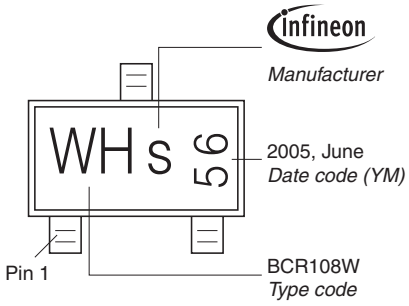

Standard Packing

Reel ø180 mm = 3.000 Pieces/Reel
Reel ø330 mm = 10.000 Pieces/Reel

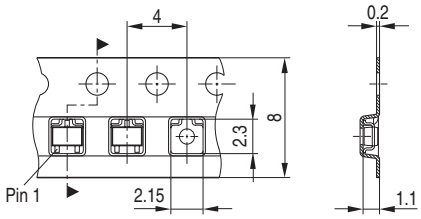

Package Outline

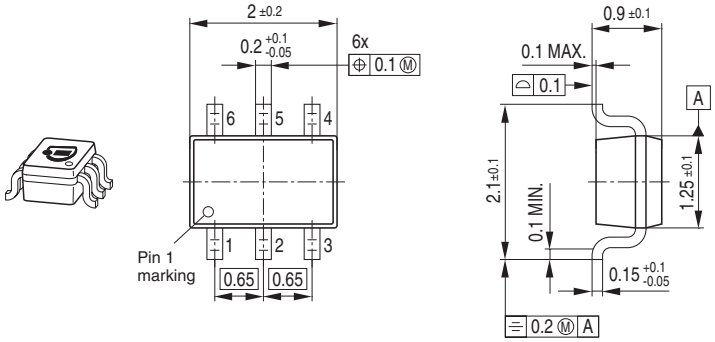

Foot Print

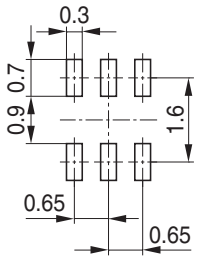

Marking Layout (Example)

Small variations in positioning of
Date code, Type code and Manufacture are possible.

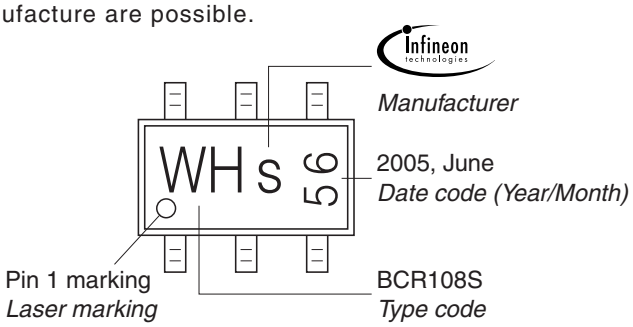

Standard Packing

Reel ø180 mm = 3.000 Pieces/Reel
Reel ø330 mm = 10.000 Pieces/Reel

For symmetric types no defined Pin 1 orientation in reel.

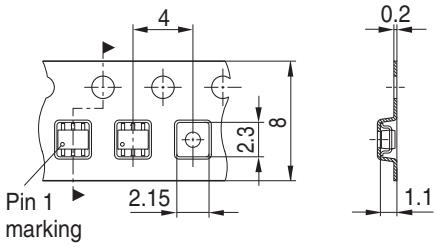

Package Outline

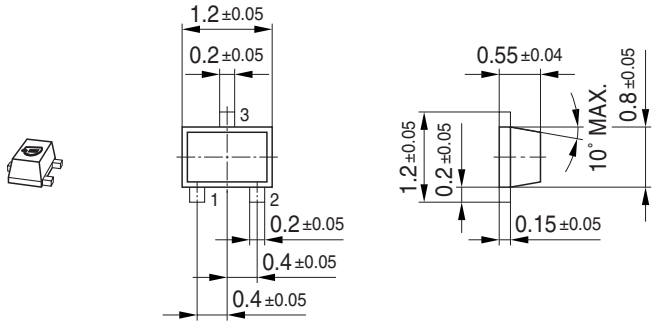

Foot Print

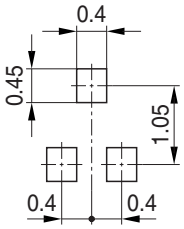

Marking Layout (Example)

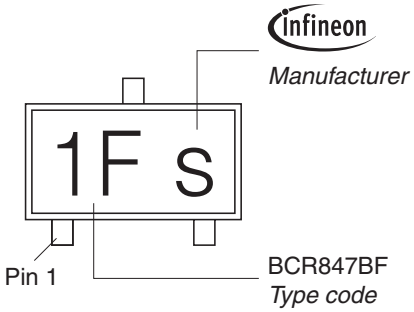

Standard Packing

Reel ø180 mm = 3.000 Pieces/Reel
Reel ø330 mm = 10.000 Pieces/Reel

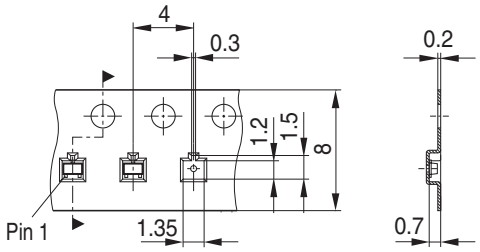

Edition 2006-02-01
Published by
Infineon Technologies AG
81726 München, Germany
© Infineon Technologies AG 2007.
All Rights Reserved.

Attention please!

The information given in this dokument shall in no event be regarded as a guarantee of conditions or characteristics ("Beschaffenheitsgarantie"). With respect to any examples or hints given herein, any typical values stated herein and/or any information regarding the application of the device, Infineon Technologies hereby disclaims any and all warranties and liabilities of any kind, including without limitation warranties of non-infringement of intellectual property rights of any third party.

Information

For further information on technology, delivery terms and conditions and prices please contact your nearest Infineon Technologies Office (**www.infineon.com**).

Warnings

Due to technical requirements components may contain dangerous substances. For information on the types in question please contact your nearest Infineon Technologies Office.
Infineon Technologies Components may only be used in life-support devices or systems with the express written approval of Infineon Technologies, if a failure of such components can reasonably be expected to cause the failure of that life-support device or system, or to affect the safety or effectiveness of that device or system.
Life support devices or systems are intended to be implanted in the human body, or to support and/or maintain and sustain and/or protect human life. If they fail, it is reasonable to assume that the health of the user or other persons may be endangered.

НИОКР СИСТЕМС

ООО «НИОКРсистемс» - это оперативные поставки широкого спектра электронных компонентов отечественного и импортного производства напрямую от производителей и с крупнейших мировых складов. Реализуемая нашей компанией продукция насчитывает более полумиллиона наименований.

Благодаря этому наша компания предлагает к поставке практически не ограниченный ассортимент компонентов как оптовыми, мелкооптовыми партиями, так и в розницу.

Благодаря развитой сети поставщиков, помогаем в поиске и приобретении экзотичных или снятых с производства компонентов.

Наша компания это:

- Гарантия качества поставляемой продукции
- Широкий ассортимент
- Минимальные сроки поставок
- Техническая поддержка
- Подбор комплектации
- Индивидуальный подход
- Гибкое ценообразование
- Работаем по 275 ФЗ

ООО «НИОКР СИТЕМС»
Москва, 125362, Россия, ул. Вишневая, д. 9, к. 1, Блок 104 а и 104 в

Телефон: 8 (495) 268-14-82
Email: n@nsistems.ru

ИНН: 7735154786
ОГРН: 1167746717709