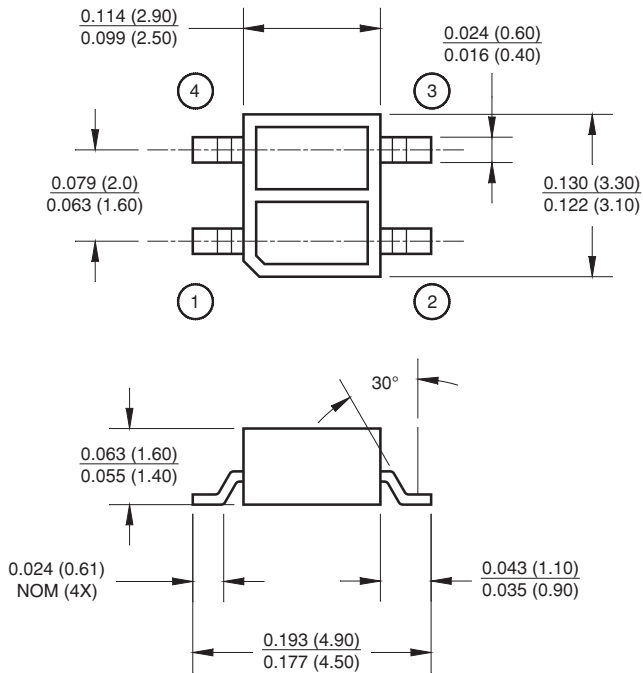


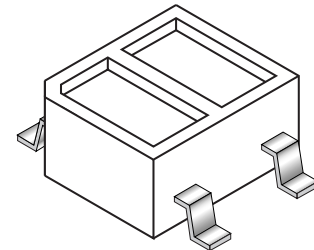
**PACKAGE DIMENSIONS**



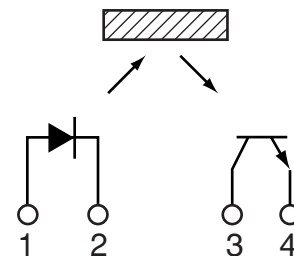
PIN 1 ANODE      PIN 3 COLLECTOR  
PIN 2 CATHODE    PIN 4 EMITTER

**NOTES:**

1. Dimensions for all drawings are in inches (millimeters).
2. Tolerance of ± .010 (.25) on all non-nominal dimensions



**SCHEMATIC**



**FEATURES**

- Phototransistor output
- Tape and reel packaging
- No contact surface sensing
- Miniature package
- Lead form style: Gull Wing

**ABSOLUTE MAXIMUM RATINGS** ( $T_A = 25^\circ\text{C}$  unless otherwise specified)

Parameter	Symbol	Rating	Units
Operating Temperature	$T_{OPR}$	-25 to +85	$^\circ\text{C}$
Storage Temperature	$T_{STG}$	-30 to +100	$^\circ\text{C}$
Soldering Temperature (Iron) <sup>(2,3,4)</sup>	$T_{SOL-I}$	240 for 5 sec	$^\circ\text{C}$
Soldering Temperature (Flow) <sup>(2,3)</sup>	$T_{SOL-F}$	260 for 10 sec	$^\circ\text{C}$
<b>EMITTER</b>			
Continuous Forward Current	$I_F$	50	mA
Reverse Voltage	$V_R$	5	V
Peak Forward Current <sup>(5)</sup>	$I_{FP}$	1	mA
Power Dissipation <sup>(1)</sup>	$P_D$	75	mW
<b>SENSOR</b>			
Collector-Emitter Voltage	$V_{CEO}$	30	V
Emitter-Collector Voltage	$V_{ECO}$	5	V
Collector Current	$I_C$	20	mA
Power Dissipation <sup>(1)</sup>	$P_D$	50	mW

**ELECTRICAL / OPTICAL CHARACTERISTICS** ( $T_A = 25^\circ\text{C}$  unless otherwise specified)

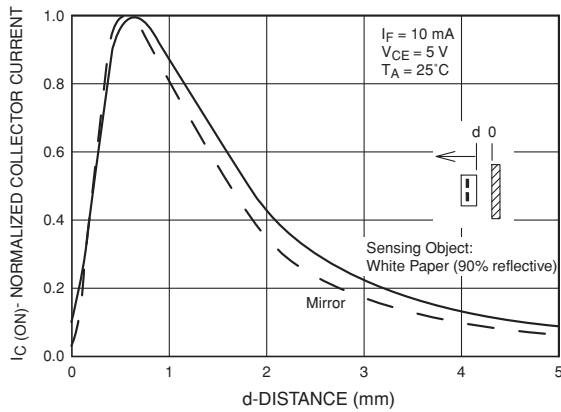
PARAMETER	TEST CONDITIONS	SYMBOL	MIN.	TYP.	MAX.	UNITS
<b>INPUT DIODE</b>						
Forward Voltage	$I_F = 20\text{ mA}$	$V_F$	—	1.2	1.6	V
Reverse Leakage Current	$V_R = 5\text{ V}$	$I_R$	—	—	10	$\mu\text{A}$
Peak Emission Wavelength	$I_F = 20\text{ mA}$	$\lambda_{PE}$	—	940	—	nm
<b>OUTPUT TRANSISTOR</b>						
Collector-Emitter Dark Current	$V_{CE} = 20\text{ V}, I_F = 0\text{ mA}$	$I_D$	—	—	100	nA
<b>COUPLED</b>						
On-State Collector Current	$I_F = 20\text{ mA}, V_{CE} = 5\text{ V}$	$I_{C(ON)}$	0.15	0.40	—	mA
Saturation Voltage		$V_{CE(SAT)}$	—	—	0.3	V
Rise Time	$V_{CC} = 5\text{ V}, I_{C(ON)} = 100\text{ }\mu\text{A}, R_L = 1\text{ K}\Omega$	$t_r$	—	20	—	$\mu\text{s}$
Fall Time		$t_f$	—	20	—	

**NOTES:**

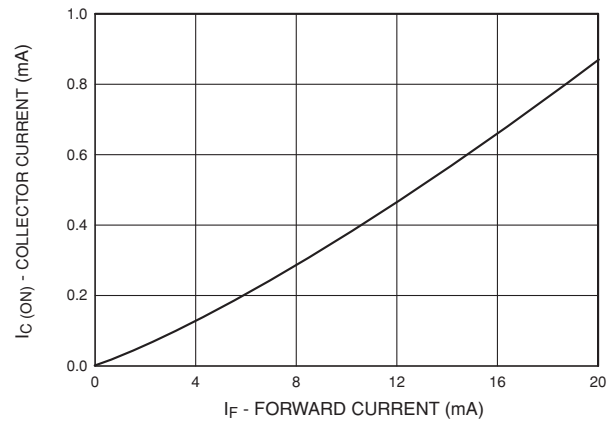
1. Derate power dissipation linearly 1.33 mW/ $^\circ\text{C}$  above 25 $^\circ\text{C}$ .
2. RMA flux is recommended.
3. Methanol or isopropyl alcohols are recommended as cleaning agents.
4. Soldering iron 1/16" (1.6mm) from housing.
5. Pulse conditions:  $t_p = 100\text{ }\mu\text{s}; T = 10\text{ ms}$ .

**TYPICAL PERFORMANCE CURVES**

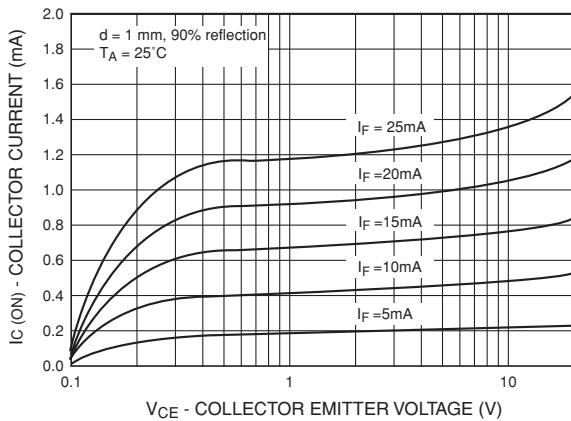
**Fig. 1 Normalized Collector Current vs. Distance between device and reflector**



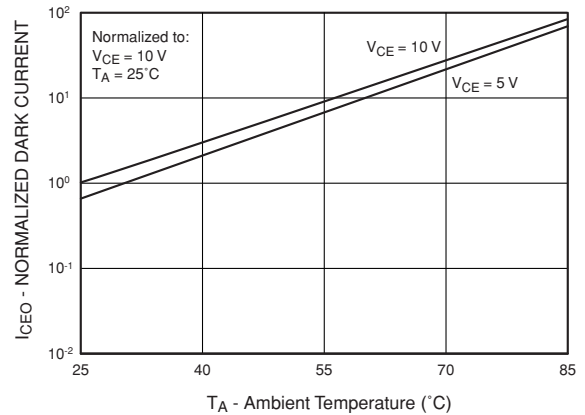
**Fig. 2 Collector Current vs. Forward Current**



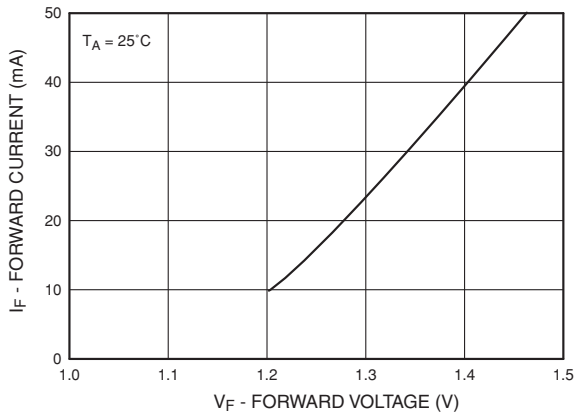
**Fig. 3 Collector Current vs. Collector to Emitter Voltage**



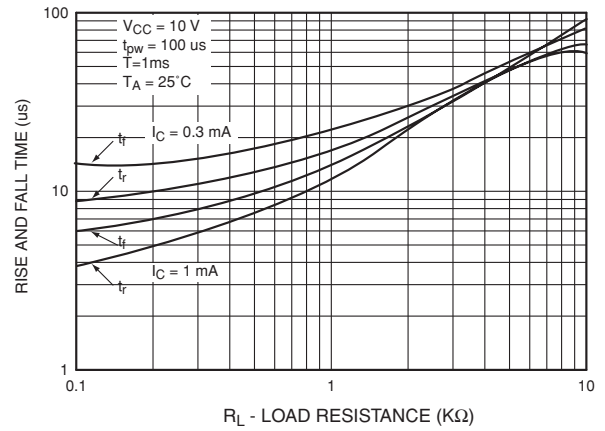
**Fig. 4 Collector Emitter Dark Current (Normalized) vs. Ambient Temperature**



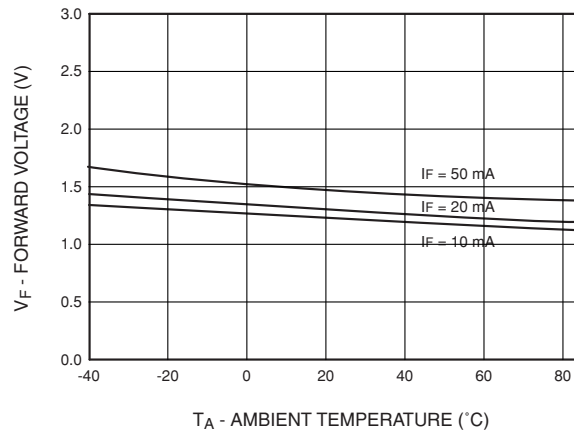
**Fig. 5 Forward Current vs. Forward Voltage**



**Fig. 6 Rise and Fall Time vs. Load Resistance**



**Fig. 7 Forward Voltage vs. Ambient Temperature**



### DISCLAIMER

FAIRCHILD SEMICONDUCTOR RESERVES THE RIGHT TO MAKE CHANGES WITHOUT FURTHER NOTICE TO ANY PRODUCTS HEREIN TO IMPROVE RELIABILITY, FUNCTION OR DESIGN. FAIRCHILD DOES NOT ASSUME ANY LIABILITY ARISING OUT OF THE APPLICATION OR USE OF ANY PRODUCT OR CIRCUIT DESCRIBED HEREIN; NEITHER DOES IT CONVEY ANY LICENSE UNDER ITS PATENT RIGHTS, NOR THE RIGHTS OF OTHERS.

### LIFE SUPPORT POLICY

FAIRCHILD'S PRODUCTS ARE NOT AUTHORIZED FOR USE AS CRITICAL COMPONENTS IN LIFE SUPPORT DEVICES OR SYSTEMS WITHOUT THE EXPRESS WRITTEN APPROVAL OF THE PRESIDENT OF FAIRCHILD SEMICONDUCTOR CORPORATION. As used herein:

1. Life support devices or systems are devices or systems which, (a) are intended for surgical implant into the body, or (b) support or sustain life, and (c) whose failure to perform when properly used in accordance with instructions for use provided in the labeling, can be reasonably expected to result in a significant injury of the user.
2. A critical component in any component of a life support device or system whose failure to perform can be reasonably expected to cause the failure of the life support device or system, or to affect its safety or effectiveness.



**ООО «НИОКРсистемс»** - это оперативные поставки широкого спектра электронных компонентов отечественного и импортного производства напрямую от производителей и с крупнейших мировых складов. Реализуемая нашей компанией продукция насчитывает более полумиллиона наименований.

Благодаря этому наша компания предлагает к поставке практически не ограниченный ассортимент компонентов как оптовыми, мелкооптовыми партиями, так и в розницу.

Благодаря развитой сети поставщиков, помогаем в поиске и приобретении экзотичных или снятых с производства компонентов.

### **Наша компания это:**

- Гарантия качества поставляемой продукции
- Широкий ассортимент
- Минимальные сроки поставок
- Техническая поддержка
- Подбор комплектации
- Индивидуальный подход
- Гибкое ценообразование
- Работаем по 275 ФЗ