

# LAN Modular Jack Connectors

## XM9B

### Compact LAN Modular Jack Connectors

- Category 5e transmission performance met for 1,2-3,6 pairs. (Verified with connection to OMRON XS5W-T421.)
- Models available with and without indicators to match application needs.
- For models with indicators, no space is required on the side of the case to install a separate indicator, which saves you space.
- Structure provides EMI countermeasures.
- Lead-free.


**NEW**

### Model Number Legend

**XM9B-1 8 8 4 4-1** ☐

(1) (2) (3) (4) (5) (6) (7)

(1) Number of Plungers

Code	Number of Plungers
1	1 plungers

(2) Number of Poles

Code	No. of Contacts
8	8

(3) Number of Mounted Contacts

Code	Installed Number
8	8

(4) Contact Plating Specification

Code	Specification
4	Gold Flash Plating

(5) Terminal Shape

Code	Shape
4	Side entry (right-angle terminals)

(6) Shielding Plate Specification

Code	Specification
1	With shielding plate

(7) Indicator Specification

Code	Specification
0	Without indicator
1	With indicator

### Ratings and Characteristics

<b>Rated current</b>	1.5A
<b>Rated voltage</b>	250 VAC
<b>Contact resistance</b>	20 mΩ max.
<b>Insulation resistance</b>	500 MΩ min.
<b>Withstand voltage</b>	500 VAC for 1 min (leakage current: 0.5 mA max.)
<b>Insertion durability</b>	750 times
<b>Operating temperature</b>	-45 to 80°C (With no icing at low temperature)



**Note:** Refer to the product specifications for details.

### Materials and Finish

Housing		PBT resin (UL94 V-0)/black
Contacts	Mating end	Phosphor bronze/nickel base, flash gold plated
	Terminals	Phosphor bronze/nickel base, flash gold plated
Shell		Brass/nickel plated

**Note:** Refer to the product specifications for details.

### Ordering Information

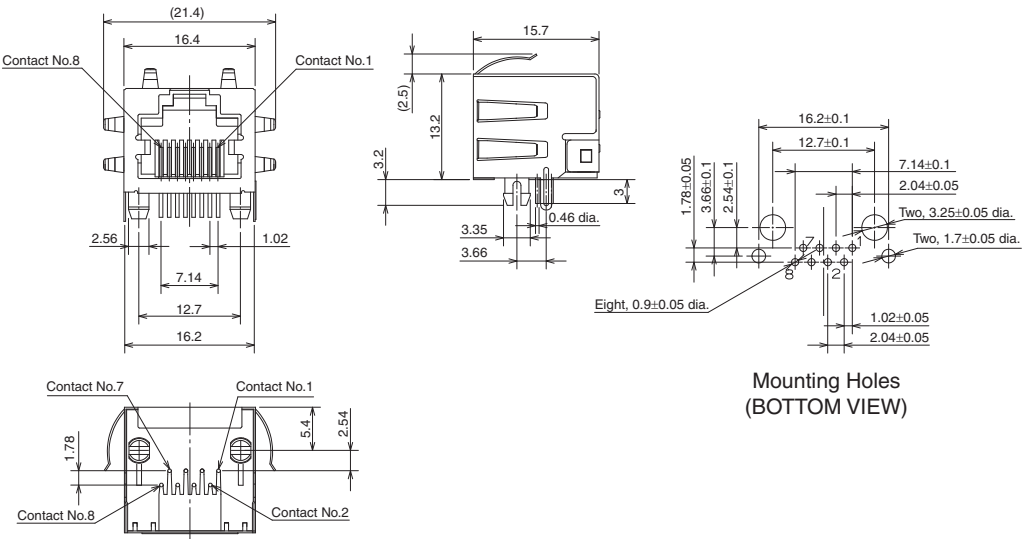
<b>Appearance</b>		
<b>Indicator</b>	Without indicator	With indicator
<b>Model</b>	XM9B-18844-10	XM9B-18844-11

XM9B

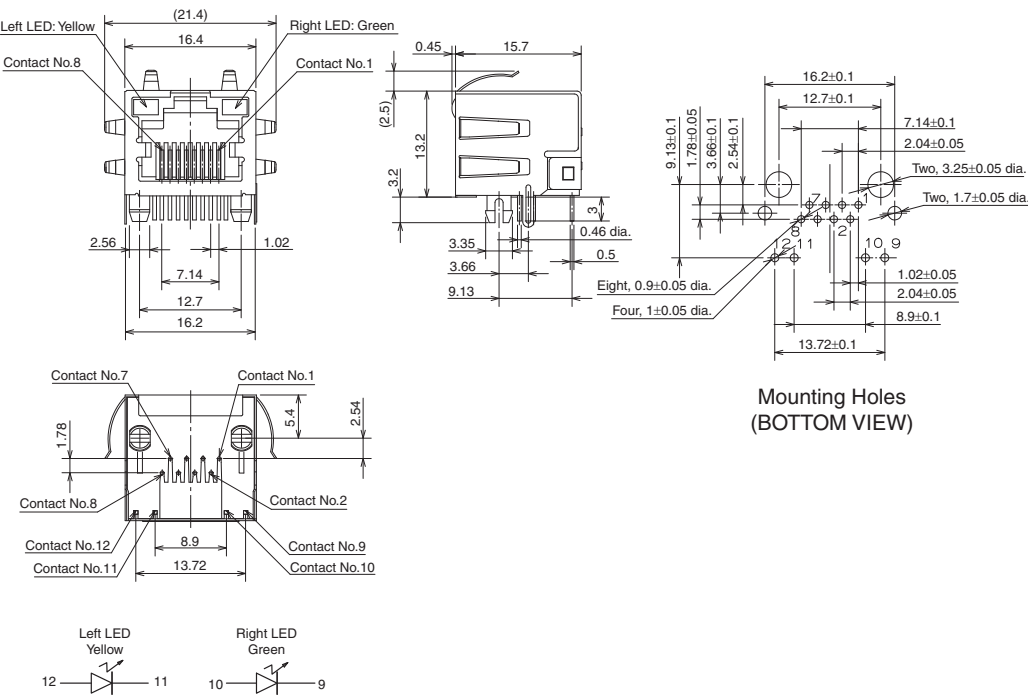
Dimensions

(Unit: mm)

XM9B-18844-10



XM9B-18844-11



## Safety Precautions

---

<b>Precautions for Correct Use</b>
------------------------------------

Do not use the product in any atmosphere or environment that exceeds the ratings.

### ●Automatic Soldering

Automated Soldering Conditions (Jet Flow)

- (1) Soldering temperature:  $250 \pm 5^{\circ}\text{C}$
- (2) Continuous soldering time: within  $5 \pm 1$  s

### ●Storage

Do not store the Connectors in locations subject to dust or high humidity. Do not store the Connectors in locations close to sources of gasses such ammonia gas or sulfide gas.

### ●Terminal Shapes

The terminals will deform if they are subjected to an excessive load, which will in turn reduce solderability when mounting. Do not drop the Connectors or handle them carelessly. Do not connect anything when the Connectors are not mounted to a board. Doing so may deform the terminals.

### ●Using an Automatic Solder Bath

Mask the mating portion with tape before you perform automatic soldering to prevent flux or solder from entering the mating portion of the Connector. Select and use a suitable masking tape.

### ●Application Precautions

- Confirm that there is no excessive misalignment or inclination in the mating contact portion between the plug and socket before mating the Connector. Make sure that the Connector is mated all the way to the back. If the Connector is not mated all the way to the back, contact reliability may be lost.
- Do not apply an extreme load during Connector insertion or removal. The Connector may be damaged, and contact failure may result. Twist the plug and socket as little as possible when mating the Connector. Not doing so may deform the terminals or housing or crack the housing.
- Do not insert a foreign object, such as tweezers, into the Connector mating contact portion. Doing so may cause the plating to peel off or deform the terminals.

- Application examples provided in this document are for reference only. In actual applications, confirm equipment functions and safety before using the product.
- Consult your OMRON representative before using the product under conditions which are not described in the manual or applying the product to nuclear control systems, railroad systems, aviation systems, vehicles, combustion systems, medical equipment, amusement machines, safety equipment, and other systems or equipment that may have a serious influence on lives and property if used improperly. Make sure that the ratings and performance characteristics of the product provide a margin of safety for the system or equipment, and be sure to provide the system or equipment with double safety mechanisms.

**Note: Do not use this document to operate the Unit.**



**ООО «НИОКРсистемс»** - это оперативные поставки широкого спектра электронных компонентов отечественного и импортного производства напрямую от производителей и с крупнейших мировых складов. Реализуемая нашей компанией продукция насчитывает более полумиллиона наименований.

Благодаря этому наша компания предлагает к поставке практически не ограниченный ассортимент компонентов как оптовыми, мелкооптовыми партиями, так и в розницу.

Благодаря развитой сети поставщиков, помогаем в поиске и приобретении экзотичных или снятых с производства компонентов.

### **Наша компания это:**

- Гарантия качества поставляемой продукции
- Широкий ассортимент
- Минимальные сроки поставок
- Техническая поддержка
- Подбор комплектации
- Индивидуальный подход
- Гибкое ценообразование
- Работаем по 275 ФЗ