


FJAF6806D

FJAF6806D

High Voltage Color Display Horizontal Deflection Output (Damper Diode Built In)

- High Collector-Base Breakdown Voltage : $BV_{CBO} = 1500V$
- High Switching Speed : $t_f(\text{typ.}) = 0.1\mu s$
- For Color TV



NPN Triple Diffused Planar Silicon Transistor

Absolute Maximum Ratings $T_C=25^\circ C$ unless otherwise noted

| Symbol | Parameter | Rating | Units |
|------------|---------------------------|-----------|------------|
| V_{CBO} | Collector-Base Voltage | 1500 | V |
| V_{CEO} | Collector-Emitter Voltage | 750 | V |
| V_{EBO} | Emitter-Base Voltage | 6 | V |
| I_C | Collector Current (DC) | 6 | A |
| I_{CP}^* | Collector Current (Pulse) | 12 | A |
| P_C | Collector Dissipation | 50 | W |
| T_J | Junction Temperature | 150 | $^\circ C$ |
| T_{STG} | Storage Temperature | -55 ~ 150 | $^\circ C$ |

* Pulse Test: Pulse Width=5ms, Duty Cycle $\leq 10\%$

Electrical Characteristics $T_C=25^\circ C$ unless otherwise noted

| Symbol | Parameter | Test Conditions | Min | Typ | Max | Units |
|------------------------|--------------------------------------|--|--------|-----|-----|---------|
| I_{CES} | Collector Cut-off Current | $V_{CB}=1400V, R_{BE}=0$ | | | 1 | mA |
| I_{CBO} | Collector Cut-off Current | $V_{CB}=800V, I_E=0$ | | | 10 | μA |
| I_{EBO} | Emitter Cut-off Current | $V_{EB}=4V, I_C=0$ | 40 | | 200 | mA |
| BV_{EBO} | Base-Emitter Breakdown Voltage | $I_E=300mA, I_C=0$ | 6 | | | V |
| h_{FE1} h_{FE2} | DC Current Gain | $V_{CE}=5V, I_C=1A$ $V_{CE}=5V, I_C=4A$ | 8 4 | | 7 | |
| $V_{CE(sat)}$ | Collector-Emitter Saturation Voltage | $I_C=4A, I_B=1A$ | | | 5 | V |
| $V_{BE(sat)}$ | Base-Emitter Saturation Voltage | $I_C=4A, I_B=1A$ | | | 1.5 | V |
| V_F | Damper Diode Turn On Voltage | $I_F = 4.5A$ | | | 2 | V |
| t_{STG}^* | Storage Time | $V_{CC}=200V, I_C=4A, R_L=50\Omega$ | | | 3 | μs |
| t_F^* | Fall Time | $I_{B1}=1.0A, I_{B2}= - 2.0A$ | | | 0.2 | μs |

* Pulse Test: PW=20 μs , duty Cycle=1% Pulsed

Thermal Characteristics $T_C=25^\circ C$ unless otherwise noted

| Symbol | Parameter | Typ | Max | Units |
|-----------------|--------------------------------------|-----|-----|--------------|
| $R_{\theta jC}$ | Thermal Resistance, Junction to Case | | 2.5 | $^\circ C/W$ |

Typical Characteristics

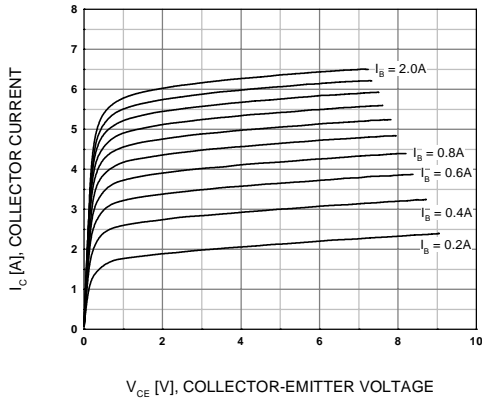


Figure 1. Static Characteristic

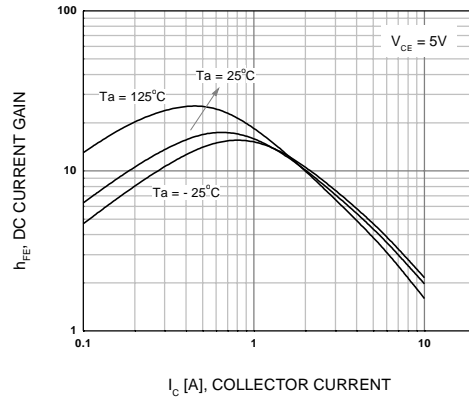


Figure 2. DC current Gain

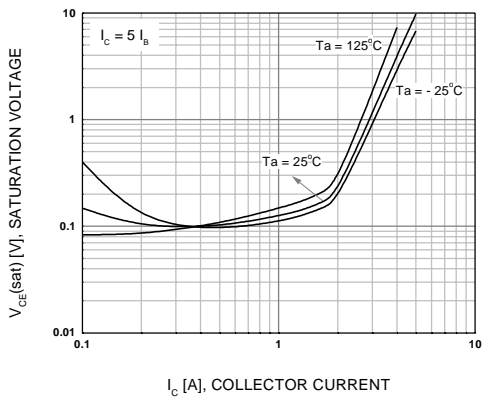


Figure 3. Collector-Emitter Saturation Voltage

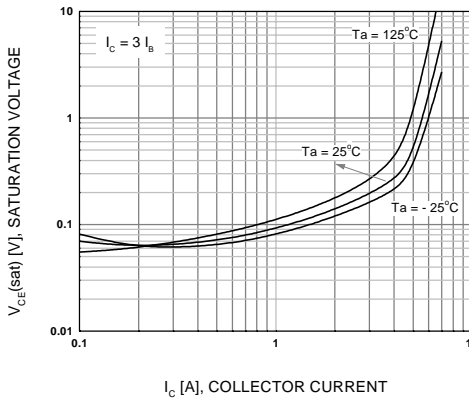


Figure 4. Collector-Emitter Saturation Voltage

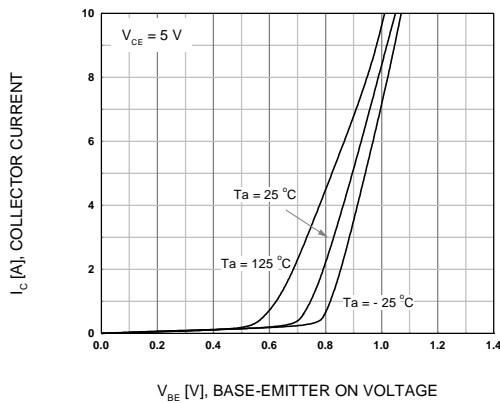


Figure 5. Base-Emitter On Voltage

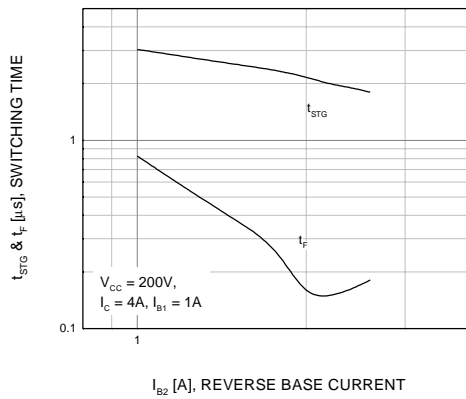


Figure 6. Resistive Load Switching Time

Typical Characteristics (Continued)

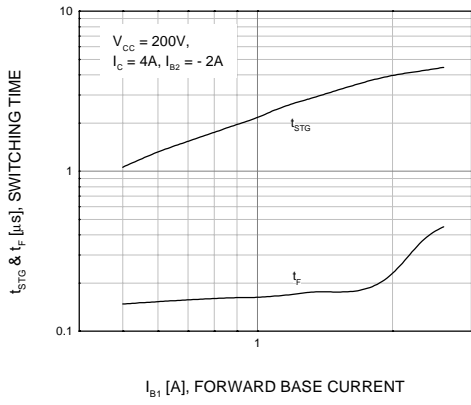


Figure 7. Resistive Load Switching Time

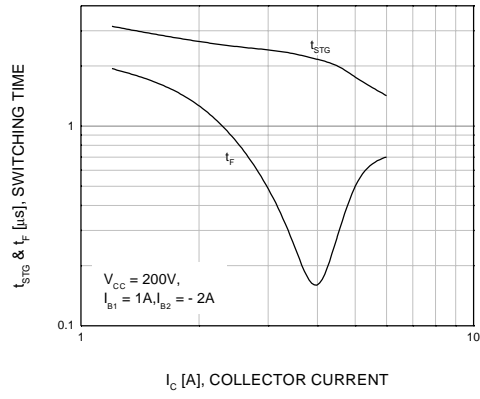


Figure 8. Resistive Load Switching Time

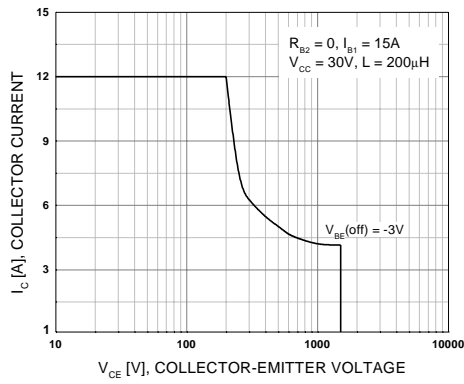


Figure 9. Reverse Bias Safe Operating Area

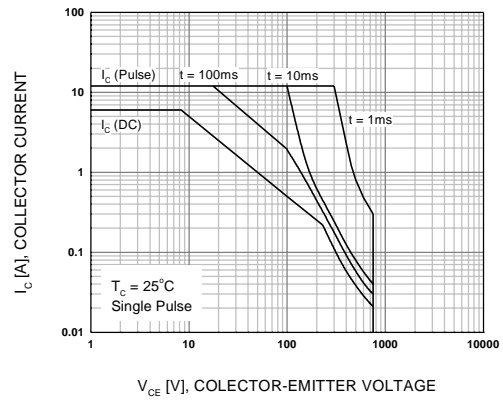


Figure 10. Forward Bias Safe Operating Area

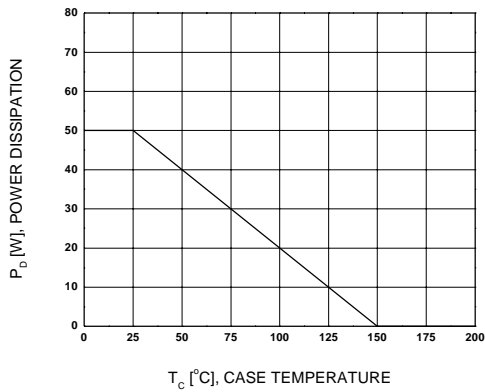
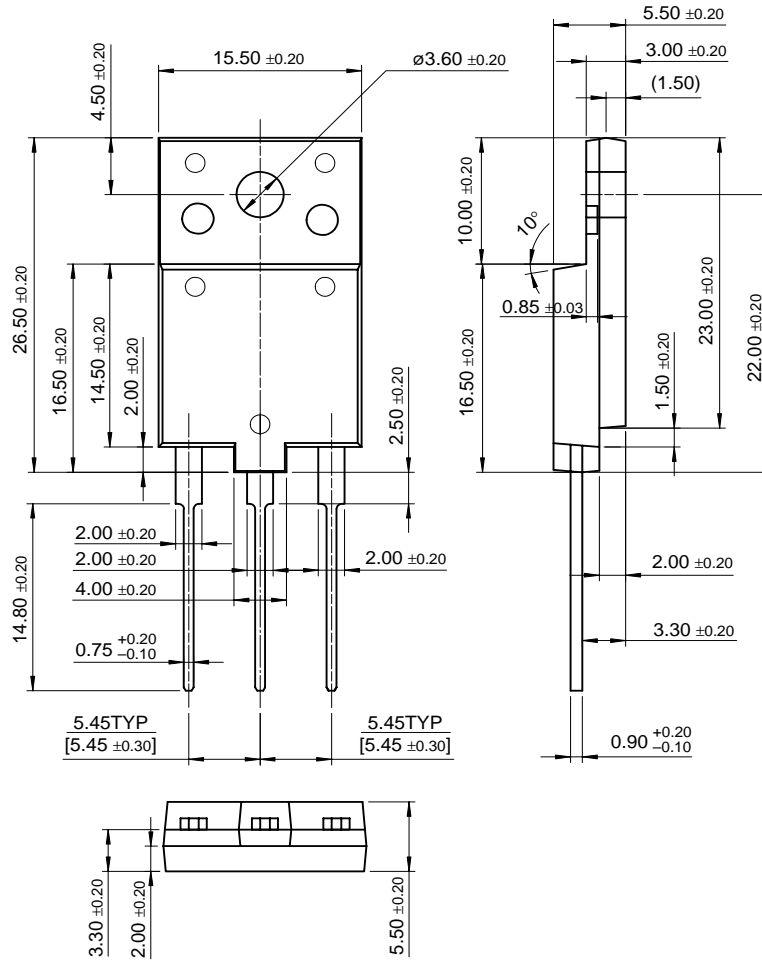


Figure 11. Power Derating

Package Dimensions

FJAF6806D

TO-3PF



Dimensions in Millimeters

TRADEMARKS

The following are registered and unregistered trademarks Fairchild Semiconductor owns or is authorized to use and is not intended to be an exhaustive list of all such trademarks.

| | | | | |
|-----------------------------------|----------------------------------|----------------------------------|------------------------------|-------------------|
| ACE ^x TM | FAST ^r TM | OPTOLOGIC [®] | SMART START TM | VCX TM |
| Bottomless TM | FRFET TM | OPTOPLANAR TM | SPM TM | |
| CoolFET TM | GlobalOptoisolator TM | PACMAN TM | Stealth TM | |
| CROSSVOLT TM | GTO TM | POP TM | SuperSOT TM -3 | |
| DOME TM | HiSeC TM | Power247 TM | SuperSOT TM -6 | |
| EcoSPARK TM | I ² C TM | PowerTrench [®] | SuperSOT TM -8 | |
| E ² CMOS TM | ISOPLANAR TM | QFET TM | SyncFET TM | |
| EnSigna TM | LittleFET TM | QS TM | TinyLogic TM | |
| FACT TM | MicroFET TM | QT Optoelectronics TM | TruTranslation TM | |
| FACT Quiet series TM | MicroPak TM | Quiet Series TM | UHC TM | |
| FAST [®] | MICROWIRE TM | SLIENT SWITCHER [®] | UltraFET [®] | |

DISCLAIMER

FAIRCHILD SEMICONDUCTOR RESERVES THE RIGHT TO MAKE CHANGES WITHOUT FURTHER NOTICE TO ANY PRODUCTS HEREIN TO IMPROVE RELIABILITY, FUNCTION OR DESIGN. FAIRCHILD DOES NOT ASSUME ANY LIABILITY ARISING OUT OF THE APPLICATION OR USE OF ANY PRODUCT OR CIRCUIT DESCRIBED HEREIN; NEITHER DOES IT CONVEY ANY LICENSE UNDER ITS PATENT RIGHTS, NOR THE RIGHTS OF OTHERS.

LIFE SUPPORT POLICY

FAIRCHILD'S PRODUCTS ARE NOT AUTHORIZED FOR USE AS CRITICAL COMPONENTS IN LIFE SUPPORT DEVICES OR SYSTEMS WITHOUT THE EXPRESS WRITTEN APPROVAL OF FAIRCHILD SEMICONDUCTOR CORPORATION.

As used herein:

1. Life support devices or systems are devices or systems which, (a) are intended for surgical implant into the body, or (b) support or sustain life, or (c) whose failure to perform when properly used in accordance with instructions for use provided in the labeling, can be reasonably expected to result in significant injury to the user.
2. A critical component is any component of a life support device or system whose failure to perform can be reasonably expected to cause the failure of the life support device or system, or to affect its safety or effectiveness.

PRODUCT STATUS DEFINITIONS

Definition of Terms

| Datasheet Identification | Product Status | Definition |
|--------------------------|------------------------|---|
| Advance Information | Formative or In Design | This datasheet contains the design specifications for product development. Specifications may change in any manner without notice. |
| Preliminary | First Production | This datasheet contains preliminary data, and supplementary data will be published at a later date. Fairchild Semiconductor reserves the right to make changes at any time without notice in order to improve design. |
| No Identification Needed | Full Production | This datasheet contains final specifications. Fairchild Semiconductor reserves the right to make changes at any time without notice in order to improve design. |
| Obsolete | Not In Production | This datasheet contains specifications on a product that has been discontinued by Fairchild semiconductor. The datasheet is printed for reference information only. |



ООО «НИОКРсистемс» - это оперативные поставки широкого спектра электронных компонентов отечественного и импортного производства напрямую от производителей и с крупнейших мировых складов. Реализуемая нашей компанией продукция насчитывает более полумиллиона наименований.

Благодаря этому наша компания предлагает к поставке практически не ограниченный ассортимент компонентов как оптовыми, мелкооптовыми партиями, так и в розницу.

Благодаря развитой сети поставщиков, помогаем в поиске и приобретении экзотичных или снятых с производства компонентов.

Наша компания это:

- Гарантия качества поставляемой продукции
- Широкий ассортимент
- Минимальные сроки поставок
- Техническая поддержка
- Подбор комплектации
- Индивидуальный подход
- Гибкое ценообразование
- Работаем по 275 ФЗ