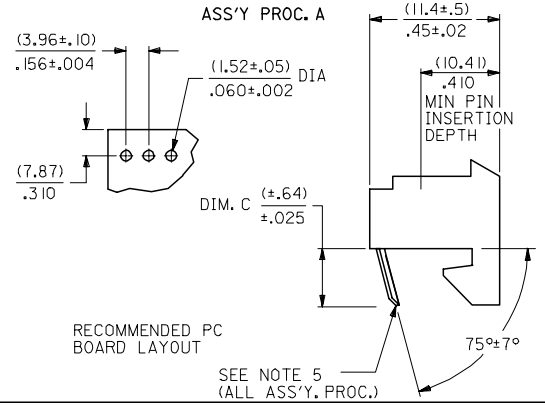
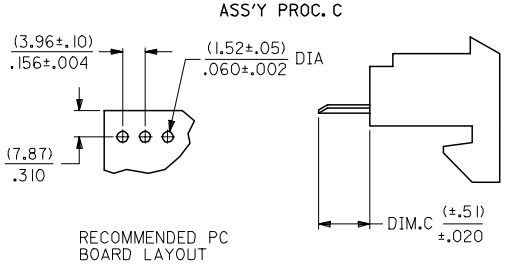
6365

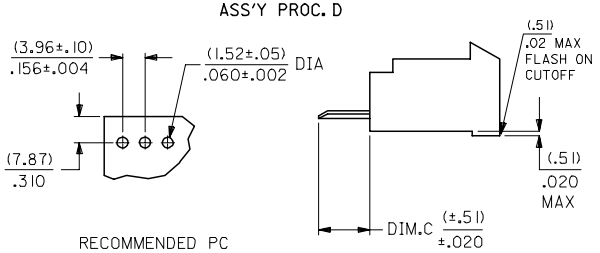
ASS'Y PROC. A



ASS'Y PROC. C

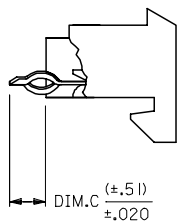


ASS'Y PROC. D

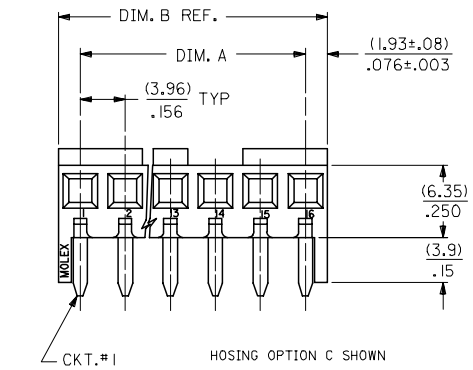


ASS'Y. PROC. E

SEE NOTE 7



SEE ASS'Y. PROCEDURE C
FOR PC BOARD HOLE LAYOUT



HOSING OPTION C SHOWN

NOTES:

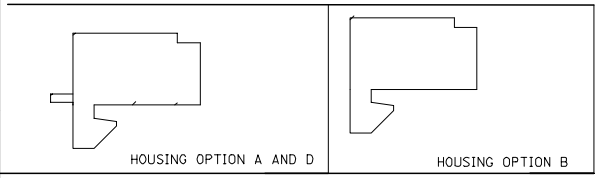
1. TERMINALS MUST CONFORM TO SOLDERABILITY SPEC. ES-152.
2. PARTS CONFORM TO PRODUCT SPEC 08-50.
3. HOUSING MATERIAL: NYLON, UL LISTED
5. TERMINAL TAIL CENTERLINES ARE TO BE WITHIN (.30)/.012 OF EACH OTHER.
6. TERMINAL PULL OUT FORCE: 4 LBS MIN.
7. SEE SMES-42329-*** FOR KINK PIN INFORMATION.
8. FINISH: SEE SDES-88

(909) *OVERALL HOT TIN DIP: .00254 MICROMETERS MIN
(228) SELECT GOLD: .00076 MICROMETERS MIN,
*SELECT IN: .00254 MICROMETERS MIN,
OVERALL NICKEL UNDERPLATE: .00127 MICROMETERS MIN.

*THE PRIMARY SHIPPING CARTON WILL BE LABELED "COMPLIANT TO RoHS DIRECTIVE 2002/95/EC AND ELV ANNEX II OF DIRECTIVE 2000/53/EC". CARTONS WITHOUT THIS LABEL MAY CONTAIN PRODUCT WITH TIN/LEAD PLATINGS.

A-6365- * * N * * * - *

- * — VOID LOCATION
- * * * — PACKAGING CODE: BLANK = PER PK-6365-001
- * — PLATING
- N — TERMINAL NO.: A=6441-B-1(*), BRASS; B=6441-B-2(*), BRASS; C=6441-C-1(*), PHOS BRONZE
- * * — NO. OF CKTS.
- * — HOUSING NO.: A=6365-N HOOKS & FLUX SHIELD; B=6365-AN HOOKS; C=6365-BN HOOKS & RAMP; D=6365-NBK HOOKS,FLUX SHIELD,DYED
- * — ASS'Y. PROC.: A=RIGHT ANGLE; C=TOP ENTRY; D=TOP ENTRY WITH HOOKS CUT OFF; E=TOP ENTRY WITH KINKED PINS



NO. OF CKTS.	DIM. A	DIM. B
1		(3.86) .152
2	(3.96 ± .13) .156 ± .005	(7.82) .308
3	(7.92 ± .13) .312 ± .005	(11.79) .464
4	(11.89 ± .13) .468 ± .005	(15.75) .620
5	(15.85 ± .13) .624 ± .005	(19.71) .776
6	(19.81 ± .13) .780 ± .005	(23.67) .932
7	(23.77 ± .25) .936 ± .010	(27.64) 1.088
8	(27.74 ± .25) 1.092 ± .010	(31.60) 1.244
9	(31.70 ± .25) 1.248 ± .010	(35.56) 1.400
10	(35.66 ± .25) 1.404 ± .010	(39.52) 1.556
11	(39.62 ± .25) 1.560 ± .010	(43.48) 1.712
12	(43.59 ± .25) 1.716 ± .010	(47.45) 1.868
13	(47.55 ± .25) 1.872 ± .010	(51.41) 2.024
14	(51.51 ± .36) 2.028 ± .014	(55.37) 2.180
15	(55.47 ± .36) 2.184 ± .014	(59.33) 2.336

ENTER DESCRIPTION
EC NO: UCP2005-1551 2005/01/27
DRWN: KSAMIEC 2005/01/27
CHKD:
APPR: YMARGULI 2005/01/31
DESCRIPTION
AB1
REV

QUALITY SYMBOLS
▼=0
Ⓒ=0

GENERAL TOLERANCES (UNLESS SPECIFIED)

	mm	INCH
4 PLACES	± ---	± ---
3 PLACES	± ---	± .010
2 PLACES	± 0.25	± .014
1 PLACE	± 0.36	± ---
ANGULAR ±1/2°		

DRAFT WHERE APPLICABLE MUST REMAIN WITHIN DIMENSIONS

DIMENSION STYLE: IN/MM
SCALE: 1:1
DESIGN UNITS: INCH
THIRD ANGLE PROJECTION

		DATE
DRAWN BY	GUZIK	12/10/87
CHECKED BY	PATEL	12/10/87
APPROVED BY	LENZ	12/10/87

TITLE: P.C. TAIL HOUSING ASSEMBLY .156 CL

molex MOLEX INCORPORATED

MATERIAL NO.: ENTER PART
DOCUMENT NO.: SDA-6365
SHEET NO.: 1 OF 00

SIZE C

THIS DRAWING CONTAINS INFORMATION THAT IS PROPRIETARY TO MOLEX INCORPORATED AND SHOULD NOT BE USED WITHOUT WRITTEN PERMISSION

ENG. NO.	HOUSING NO.	TERMINAL NO.	DIM. C	EDP ON SHT. / COL.
A-6365-ABNA(P909)-*	6365-AN-*	6441-B-I(P909)C	(3.94) / .155	3 / 1
A-6365-CBNA(P909)-*	6365-AN-*	6441-B-I(P909)C	(3.18) / .125	3 / 2
A-6365-AANA(P909)-*	6365-N-*	6441-B-I(P909)C	(3.94) / .155	3 / 3
A-6365-ACNA(P909)-*	6365-BN-*	6441-B-I(P909)C	(3.94) / .155	3 / 4
A-6365-ADNA(P909)-*	6365-NBK-*	6441-B-I(P909)C	(3.94) / .155	4 / 1
A-6365-ABNA(102)-*	6365-AN-*	6441-B-I(102)C	(3.94) / .155	4 / 2
A-6365-AANA(102)-*	6365-N-*	6441-B-I(102)C	(3.94) / .155	4 / 3
A-6365-ACNA(P228)-*	6365-BN-*	6441-B-I(P228)C	(3.94) / .155	4 / 4
A-6365-CBNA(P228)-*	6365-AN-*	6441-B-I(P228)C	(3.18) / .125	5 / 1
A-6365-DBNA(P909)-*	6365-AN-*	6441-B-I(P909)C	(3.18) / .125	5 / 2
A-6365-CBNB(P909)-*	6365-AN-*	6441-B-2(P909)C	(4.50) / .177	5 / 3
A-6365-AANC(501)-*	6365-N-*	6441-C-I(501)C	(4.42) / .174	5 / 4
A-6365-CCNC(501)-*	6365-BN-*	6441-C-I(501)C	(3.18) / .125	6 / 1
A-6365-ABNC(P909)-*	6365-AN-*	6441-C-I(P909)C	(4.42) / .174	6 / 2
A-6365-CBNA(501)-*	6365-AN-*	6441-B-I(501)C	(3.18) / .125	6 / 3
A-6365-DBNA(501)-*	6365-AN-*	6441-B-I(501)C	(3.18) / .125	6 / 4
A-6365-CCNC(P909)-*	6365-BN-*	6441-C-I(P909)C	(3.18) / .125	7 / 1
A-6365-CCNA(P909)-*	6365-BN-*	6441-B-I(P909)C	(3.18) / .125	7 / 2
			/	/
			/	/
			/	/

6365

A-6365-CCNC(501)-*

PART NO.	ENG. NO (SUFFIX ONLY)	VOID CKT.
	-CC1C(501)	
26-29-2021	-CC2C(501)	
26-29-2031	-CC3C(501)	
26-29-2041	-CC4C(501)	
26-29-2051	-CC5C(501)	
26-29-2061	-CC6C(501)	
26-29-2071	-CC7C(501)	
26-29-2081	-CC8C(501)	
26-29-2091	-CC9C(501)	
26-29-2101	-CC10C(501)	
26-29-2111	-CC11C(501)	
26-29-2121	-CC12C(501)	
26-29-2131	-CC13C(501)	
26-29-2141	-CC14C(501)	
26-29-2151	-CC15C(501)	

A-6365-ABNC(P909)-*

PART NO.	ENG. NO (SUFFIX ONLY)	VOID CKT.
	-AB01C(P909)	
26-16-6029	-AB02C(P909)	
26-16-6039	-AB03C(P909)	
26-16-6049	-AB04C(P909)	
26-16-6059	-AB05C(P909)	
26-16-6069	-AB06C(P909)	
26-16-6079	-AB07C(P909)	
26-16-6089	-AB08C(P909)	
26-16-6099	-AB09C(P909)	
26-16-6109	-AB10C(P909)	
26-16-6119	-AB11C(P909)	
26-16-6129	-AB12C(P909)	
26-16-6139	-AB13C(P909)	
26-16-6149	-AB14C(P909)	
26-16-6159	-AB15C(P909)	

A-6365-CBNA(501)-*

PART NO.	ENG. NO (SUFFIX ONLY)	VOID CKT.
	-CB01A(501)	
022-10-7022	-CB02A(501)	
022-10-7032	-CB03A(501)	
022-10-7042	-CB04A(501)	
022-10-7052	-CB05A(501)	
022-10-7062	-CB06A(501)	
022-10-7072	-CB07A(501)	
022-10-7082	-CB08A(501)	
022-10-7092	-CB09A(501)	
022-10-7102	-CB10A(501)	
022-10-7112	-CB11A(501)	
022-10-7122	-CB12A(501)	
022-10-7132	-CB13A(501)	
022-10-7142	-CB14A(501)	
022-10-7152	-CB15A(501)	

A-6365-DBNA(501)-*

PART NO.	ENG. NO (SUFFIX ONLY)	VOID CKT.
	-DB01A(501)	
022-10-7023	-DB02A(501)	
022-10-7033	-DB03A(501)	
022-10-7043	-DB04A(501)	
022-10-7053	-DB05A(501)	
022-10-7063	-DB06A(501)	
022-10-7073	-DB07A(501)	
022-10-7083	-DB08A(501)	
022-10-7093	-DB09A(501)	
022-10-7103	-DB10A(501)	
022-10-7113	-DB11A(501)	
022-10-7123	-DB12A(501)	
022-10-7133	-DB13A(501)	
022-10-7143	-DB14A(501)	
022-10-7153	-DB15A(501)	

COLUMN NO. 1	CON'T. IN COLUMN NO.	SHEET NO.

COLUMN NO. 2	CON'T. IN COLUMN NO.	SHEET NO.

COLUMN NO. 3	CON'T. IN COLUMN NO.	SHEET NO.

COLUMN NO. 4	CON'T. IN COLUMN NO.	SHEET NO.

	SEE SHEET 1		SEE SHEET 1
	SEE SHEET 1		SEE SHEET 1
	SEE SHEET 1	AB	SEE SHEET 1
	SEE SHEET 1	AA12	SEE SHEET 1
	SEE SHEET 1	AA9	SEE SHEET 1
	SEE SHEET 1	AA7	SEE SHEET 1
	SEE SHEET 1	AA	SEE SHEET 1
LTR.	REVISIONS	LTR.	REVISIONS

DIMENSIONS SHOWN (METRIC) INCH

UNLESS OTHERWISE SPECIFIED TOLERANCES: ANGULAR ± 1/2°

	INCH	METRIC
3 PLACE	± .005	---
2 PLACE	± .01	± 0.13
1 PLACE	---	± 0.25

DRAFT WHERE APPLICABLE MUST REMAIN WITHIN DIMENSIONS

DRWG. BY SAMIEC | CHK'D. BY PATEL | APP'D. BY LENZ | SCALE :

▽ = 0 ▼ = 0 REVISE ONLY ON CAD SYSTEM

TITLE
HOUSING ASSY PC TAIL
(3.96)/.156 ℄
TRIFURCON ASSEMBLY

molex MOLEX INCORPORATED LISLE,ILL. 60532 U.S.A.

SHEET NO. 6 | DATE 03/25/91

PART NO. SEE CHART | DRWG. NO. SDA-6365

FILE NAME S6365X6

THIS DRAWING CONTAINS INFORMATION THAT IS PROPRIETARY TO MOLEX INC. AND SHOULD NOT BE USED WITHOUT WRITTEN PERMISSION.

DIV. KK | SIZE C

6365

ООО «НИОКРсистемс» - это оперативные поставки широкого спектра электронных компонентов отечественного и импортного производства напрямую от производителей и с крупнейших мировых складов. Реализуемая нашей компанией продукция насчитывает более полумиллиона наименований.

Благодаря этому наша компания предлагает к поставке практически не ограниченный ассортимент компонентов как оптовыми, мелкооптовыми партиями, так и в розницу.

Благодаря развитой сети поставщиков, помогаем в поиске и приобретении экзотичных или снятых с производства компонентов.

Наша компания это:

- Гарантия качества поставляемой продукции
- Широкий ассортимент
- Минимальные сроки поставок
- Техническая поддержка
- Подбор комплектации
- Индивидуальный подход
- Гибкое ценообразование
- Работаем по 275 ФЗ

ООО «НИОКР СИТЕМС»
Москва, 125362, Россия, ул. Вишневая, д. 9, к. 1, Блок 104 а и 104 в

Телефон: 8 (495) 268-14-82
Email: n@nsistems.ru

ИНН: 7735154786
ОГРН: 1167746717709