FAIRCHILD SEMICONDUCTOR®

FJP5021

High Voltage and High Reliability

- High Speed Switching : t_F = 0.1µs (Typ.)
- Wide SOA



1.Base 2.Collector 3.Emitter

NPN Silicon Transistor

Absolute Maximum Ratings T_C=25°C unless otherwise noted

Symbol	Parameter	Value	Units
V_{CBO}	Collector-Base Voltage	800	V
V_{CEO}	Collector-Emitter Voltage	500	V
V_{EBO}	Emitter-Base Voltage	7	V
I_C	Collector Current (DC)	5	A
I_{CP}	Collector Current (Pulse)	10	A
I_B	Base Current	2	A
P_C	Collector Dissipation (T_C=25°C)	50	W
T_J	Junction Temperature	150	°C
T_{STG}	Storage Temperature	- 55 ~ 150	°C

Electrical Characteristics T_C=25°C unless otherwise noted

Symbol	Parameter	Test Condition	Min.	Typ.	Max.	Units
BV_{CBO}	Collector-Base Breakdown Voltage	I_C = 1mA, I_E = 0	800			V
BV_{CEO}	Collector-Emitter Breakdown Voltage	I_C = 5mA, I_B = 0	500			V
BV_{EBO}	Emitter-Base Breakdown Voltage	I_E = 1mA, I_C = 0	7			V
V_{CEX}(sus)	Collector-Emitter Sustaining Voltage	I_C = 2.5A, I_{B1} = -I_{B2} = 1A L = 1mH, Clamped	500			V
I_{CBO}	Collector Cut-off Current	V_{CB} = 500V, I_E = 0			10	µA
I_{EBO}	Emitter Cut-off Current	V_{EB} = 5V, I_C = 0			10	µA
h_{FE1} h_{FE2}	DC Current Gain	V_{CE} = 5V, I_C = 0.6A V_{CE} = 5V, I_C = 3A	15 8		50	
V_{CE}(sat)	Collector-Emitter Saturation Voltage	I_C = 3A, I_B = 0.6A			1	V
V_{BE}(sat)	Base-Emitter Saturation Voltage	I_C = 3A, I_B = 0.6A			1.5	V
C_{ob}	Output Capacitance	V_{CB} = 10V, I_E = 0, f=1MHz		80		pF
f_T	Current Gain Bandwidth Product	V_{CE} = 10V, I_C = 0.6A		18		MHz
t_{ON}	Turn On Time	V_{CC} = 200V I_C = 5I_{B1} = -2.5I_{B2} = 4A R_L = 50Ω			0.5	µs
t_{STG}	Storage Time				3	µs
t_F	Fall Time			0.1	0.3	µs

h_{FE} Classification

Classification	R	O	Y
h_{FE1}	15 ~ 30	20 ~ 40	30 ~ 50

©2003 Fairchild Semiconductor Corporation

Typical Characteristics

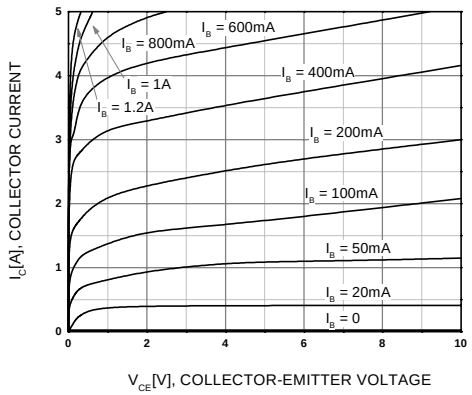

Figure 1. Static Characteristic

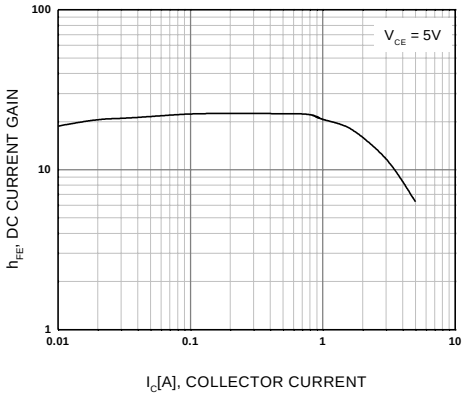

Figure 2. DC current Gain

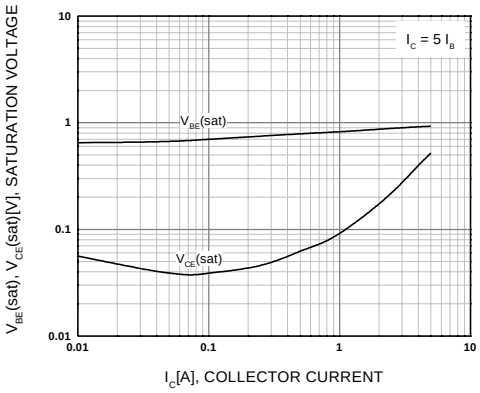

Figure 3. Base-Emitter Saturation Voltage Collector-Emitter Saturation Voltage

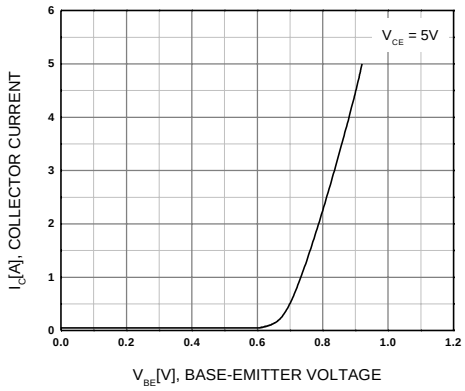

Figure 4. Base-Emitter On Voltage

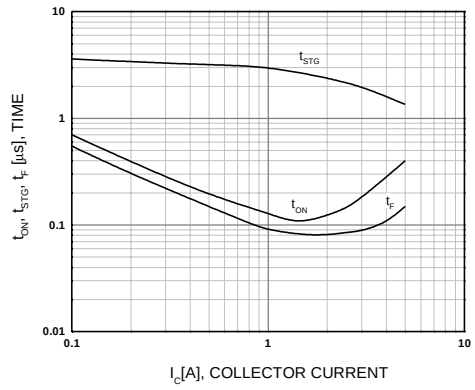

Figure 5. Switching Time

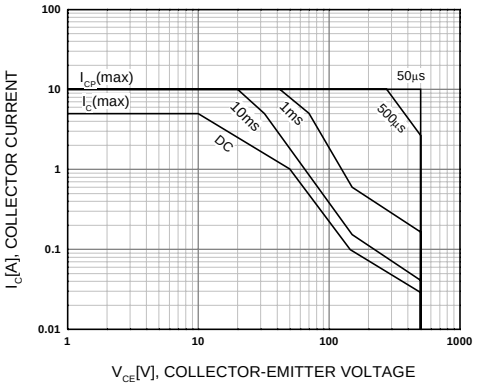

Figure 6. Forward Bias Safe Operating Area

©2003 Fairchild Semiconductor Corporation

Typical Characteristics (Continued)

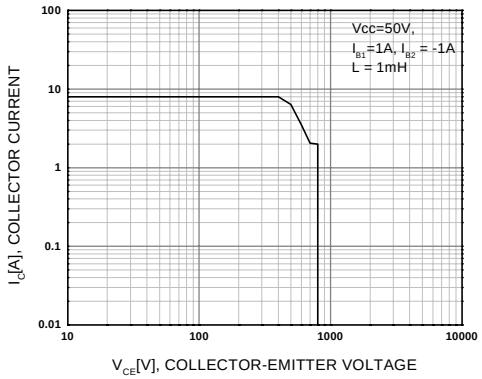

Figure 7. Reverse Bias Safe Operating Area

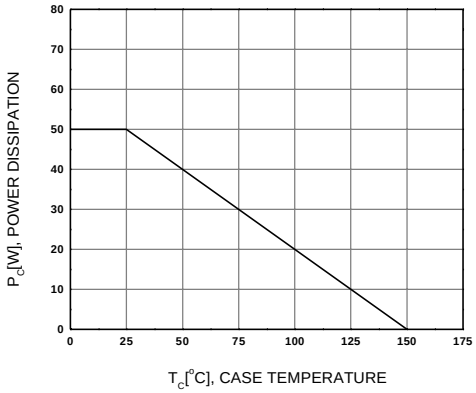

Figure 8. Power Derating

©2003 Fairchild Semiconductor Corporation

Package Dimensions

TO-220

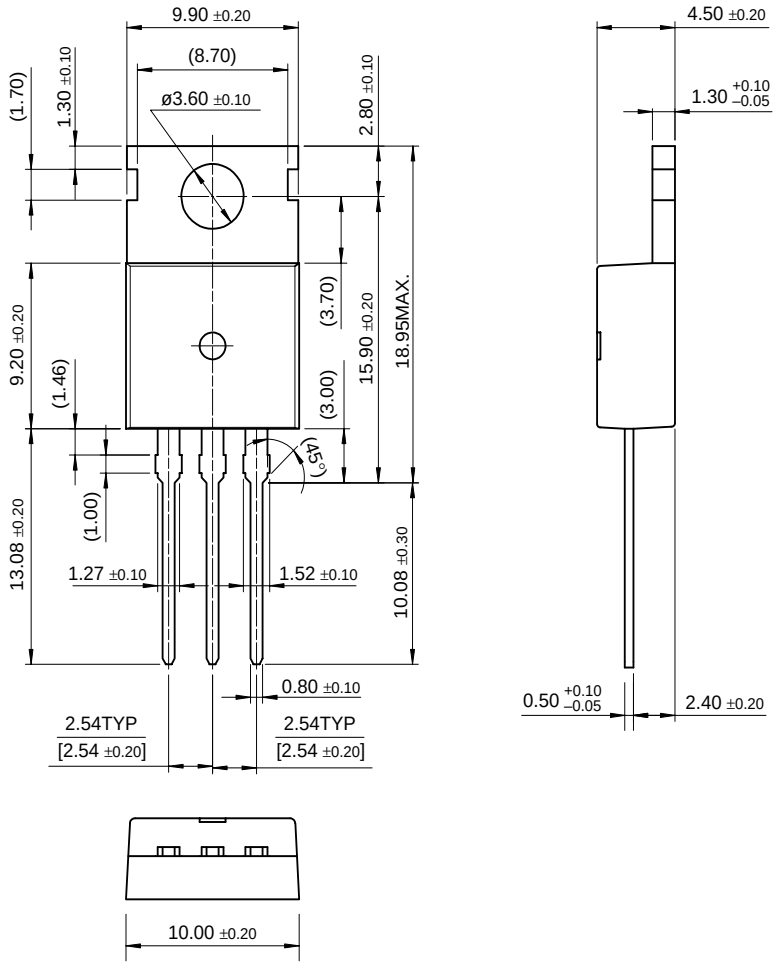

Dimensions in Millimeters

©2003 Fairchild Semiconductor Corporation

TRADEMARKS

The following are registered and unregistered trademarks Fairchild Semiconductor owns or is authorized to use and is not intended to be an exhaustive list of all such trademarks.

ACEx™	FACT™	ImpliedDisconnect™	PACMAN™	SPM™
ActiveArray™	FACT Quiet series™	ISOPLANAR™	POP™	Stealth™
Bottomless™	FAST®	LittleFET™	Power247™	SuperSOT™-3
CoolFET™	FASTr™	MicroFET™	PowerTrench®	SuperSOT™-6
CROSSVOLT™	FRFET™	MicroPak™	QFET™	SuperSOT™-8
DOME™	GlobalOptoisolator™	MICROWIRE™	QS™	SyncFET™
EcoSPARK™	GTO™	MSX™	QT Optoelectronics™	TinyLogic®
E^2CMOS™	HiSeC™	MSXPro™	Quiet Series™	TruTranslation™
EnSigna™	I^2C™	OCX™	RapidConfigure™	UHC™
Across the board. Around the world.™		OCXPro™	RapidConnect™	UltraFET®
The Power Franchise™		OPTOLOGIC®	SILENT SWITCHER®	VCX™
Programmable Active Droop™		OPTOPLANAR™	SMART START™	

DISCLAIMER

FAIRCHILD SEMICONDUCTOR RESERVES THE RIGHT TO MAKE CHANGES WITHOUT FURTHER NOTICE TO ANY PRODUCTS HEREIN TO IMPROVE RELIABILITY, FUNCTION OR DESIGN. FAIRCHILD DOES NOT ASSUME ANY LIABILITY ARISING OUT OF THE APPLICATION OR USE OF ANY PRODUCT OR CIRCUIT DESCRIBED HEREIN; NEITHER DOES IT CONVEY ANY LICENSE UNDER ITS PATENT RIGHTS, NOR THE RIGHTS OF OTHERS.

LIFE SUPPORT POLICY

FAIRCHILD'S PRODUCTS ARE NOT AUTHORIZED FOR USE AS CRITICAL COMPONENTS IN LIFE SUPPORT DEVICES OR SYSTEMS WITHOUT THE EXPRESS WRITTEN APPROVAL OF FAIRCHILD SEMICONDUCTOR CORPORATION.

As used herein:

1. Life support devices or systems are devices or systems which, (a) are intended for surgical implant into the body, or (b) support or sustain life, or (c) whose failure to perform when properly used in accordance with instructions for use provided in the labeling, can be reasonably expected to result in significant injury to the user.

2. A critical component is any component of a life support device or system whose failure to perform can be reasonably expected to cause the failure of the life support device or system, or to affect its safety or effectiveness.

PRODUCT STATUS DEFINITIONS

Definition of Terms

Datasheet Identification	Product Status	Definition
Advance Information	Formative or In Design	This datasheet contains the design specifications for product development. Specifications may change in any manner without notice.
Preliminary	First Production	This datasheet contains preliminary data, and supplementary data will be published at a later date. Fairchild Semiconductor reserves the right to make changes at any time without notice in order to improve design.
No Identification Needed	Full Production	This datasheet contains final specifications. Fairchild Semiconductor reserves the right to make changes at any time without notice in order to improve design.
Obsolete	Not In Production	This datasheet contains specifications on a product that has been discontinued by Fairchild semiconductor. The datasheet is printed for reference information only.

©2003 Fairchild Semiconductor Corporation

НИОКР СИСТЕМС

ООО «НИОКРсистемс» - это оперативные поставки широкого спектра электронных компонентов отечественного и импортного производства напрямую от производителей и с крупнейших мировых складов. Реализуемая нашей компанией продукция насчитывает более полумиллиона наименований.

Благодаря этому наша компания предлагает к поставке практически не ограниченный ассортимент компонентов как оптовыми, мелкооптовыми партиями, так и в розницу.

Благодаря развитой сети поставщиков, помогаем в поиске и приобретении экзотичных или снятых с производства компонентов.

Наша компания это:

- Гарантия качества поставляемой продукции
- Широкий ассортимент
- Минимальные сроки поставок
- Техническая поддержка
- Подбор комплектации
- Индивидуальный подход
- Гибкое ценообразование
- Работаем по 275 ФЗ

ООО «НИОКР СИТЕМС»
Москва, 125362, Россия, ул. Вишневая, д. 9, к. 1, Блок 104 а и 104 в

Телефон: 8 (495) 268-14-82
Email: n@nsistems.ru

ИНН: 7735154786
ОГРН: 1167746717709